



# Search for Exotic Physics at the Large Hadron Collider

Aleandro Nisati, INFN Roma

Seminar, LIP/IST - Lisbon

November 23<sup>rd</sup>, 2011

# Outline

- LHC, the Large Hadron Collider
- ATLAS and CMS experiments at the LHC
- Searches for new heavy resonances
  - Dilepton
  - Lepton +  $E_T^{\text{miss}}$
  - Same-sign dimuon
  - Dilepton + jets
  - Dijet
- Search for strong gravity / extra-dimensions
  - Monojet
  - Dilepton
  - Diphoton
  - Diphoton +  $E_t^{\text{miss}}$
- Search for contact interactions
  - Dijets
  - Dielectrons, dimuons
- Search for black holes
- Search for long-lived particles
  - Many results, not covered in this talk



# The Experiments at the LHC

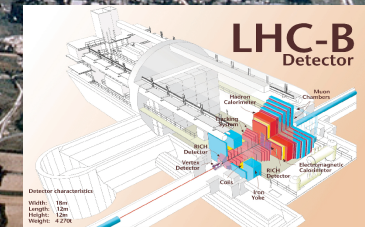
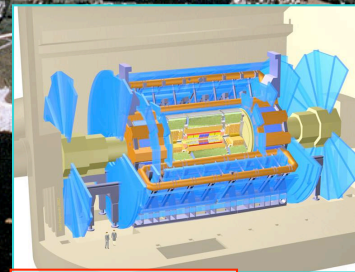
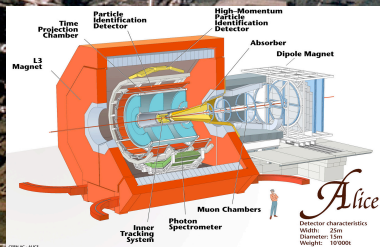




# The Experiments at the LHC



**LHC**





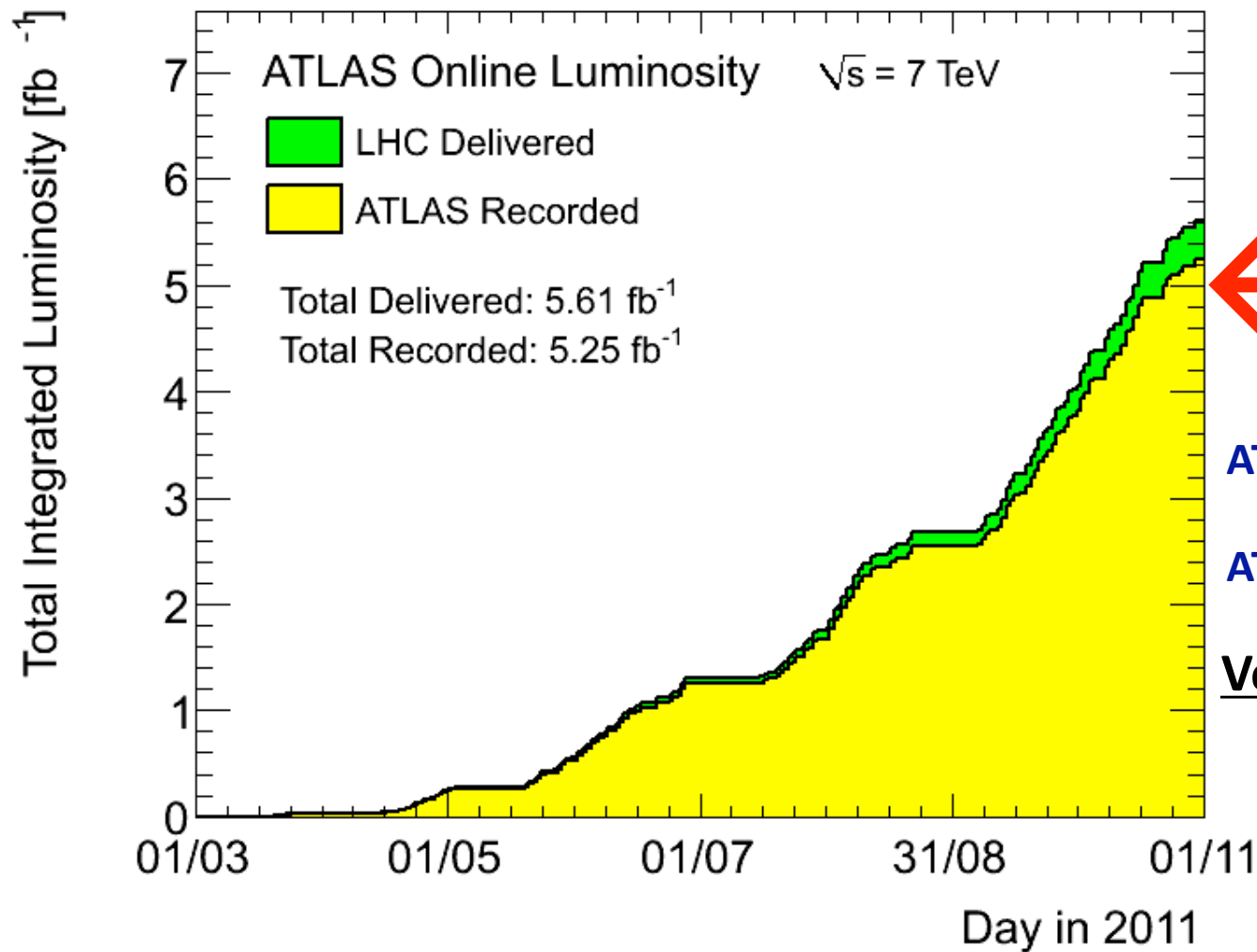
# LHC: record table by October 2011

|   | 2010                                     | 2011(*)                                  | Nominal                                   |
|---|--|--|---|
| <b>Energy [TeV]</b>   | <b>3.5</b>                               | 3.5                                      | <b>7</b>                                  |
| <b><math>\beta^*</math> [m] (IP1,IP2,IP5,IP8)</b>                   | <b>3.5, 3.5, 3.5, 3.5</b>                | 1.5, 10, 1.5, 3.0                        | <b>0.55, 10, 0.55, 10</b>                 |
| <b>Emittance [<math>\mu\text{m}</math>] (start of fill)</b>         | <b>2.0 – 3.5</b>                         | <b>1.5 – 2.2</b>                         | <b>3.75</b>                               |
| <b>Transverse beam size at IP1&amp;5 [<math>\mu\text{m}</math>]</b> | <b>60</b>                                | 28                                       | <b>16.7</b>                               |
| <b>Bunch population</b>   | <b><math>1.2 \times 10^{11}</math> p</b> | <b><math>1.5 \times 10^{11}</math> p</b> | <b><math>1.15 \times 10^{11}</math> p</b> |
| <b>Number of bunches</b>  | <b>368</b>                               | 1380                                     | <b>2808</b>                               |
| <b>Number of collisions (IP1 &amp; IP5)</b>                         | <b>348</b>                               | 1318                                     | -   |
| <b>Stored energy [MJ]</b>   | <b>28</b>                                | 110                                      | <b>360</b>                                |
| <b>Peak luminosity [<math>\text{cm}^{-2}\text{s}^{-1}</math>]</b>   | <b><math>2 \times 10^{32}</math></b>     | <b><math>3.65 \times 10^{33}</math></b>  | <b><math>1 \times 10^{34}</math></b>      |
| <b>Max delivered lum. (1 fill) [<math>\text{pb}^{-1}</math>]</b>    | <b>6.23</b>                              | 122                                      | -   |
| <b>Longest Stable Beams fill [hrs]</b>                              | <b>12:09</b>                             | 25:59                                    | -   |

(\*) Unofficial numbers



# Total delivered luminosity



← 5 fb<sup>-1</sup>


ATLAS Total Delivered: 5.61 fb<sup>-1</sup>

ATLAS Total Recorded: 5.25 fb<sup>-1</sup>

Very similar figures for CMS

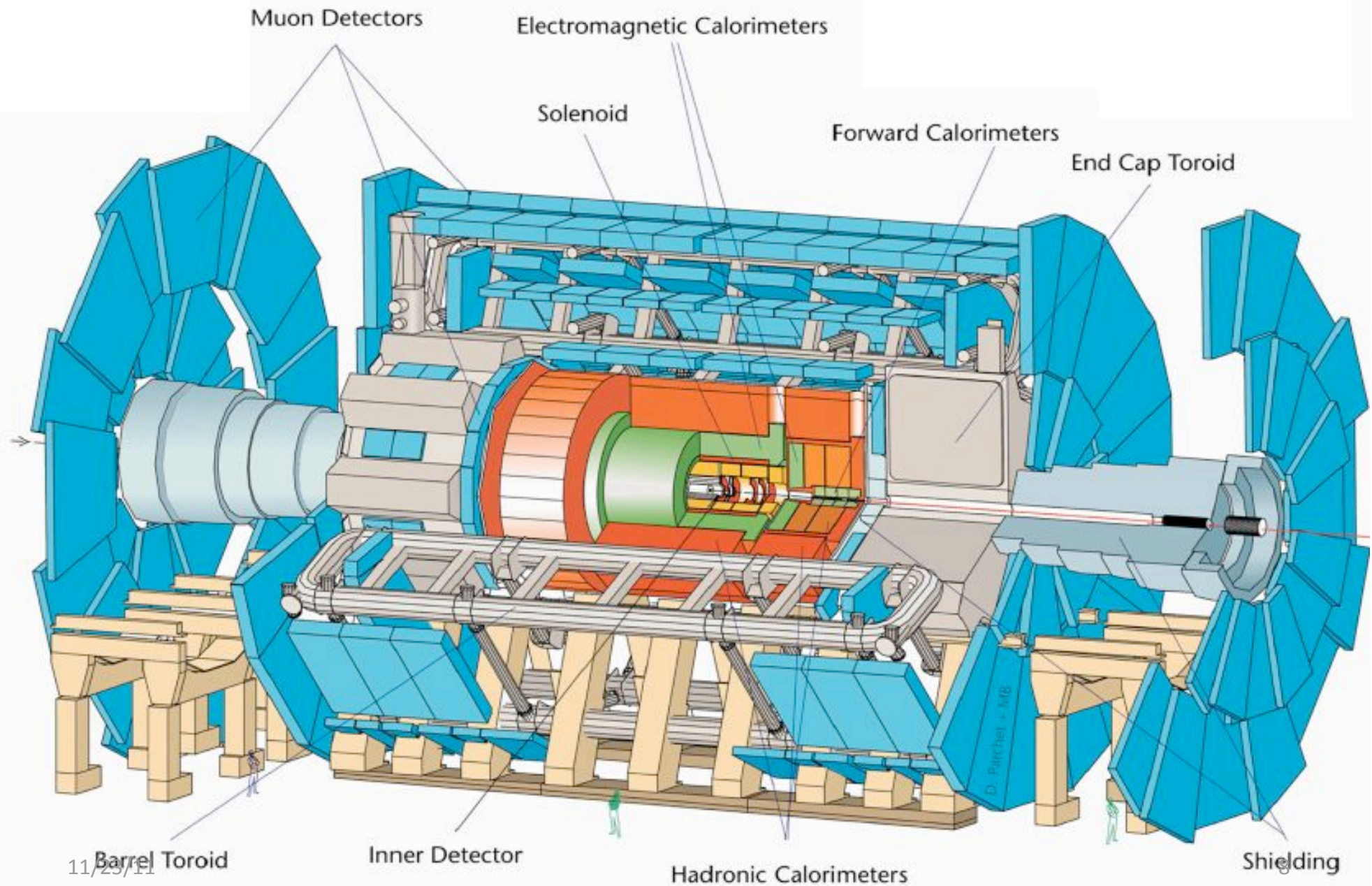


# The ATLAS Experiment



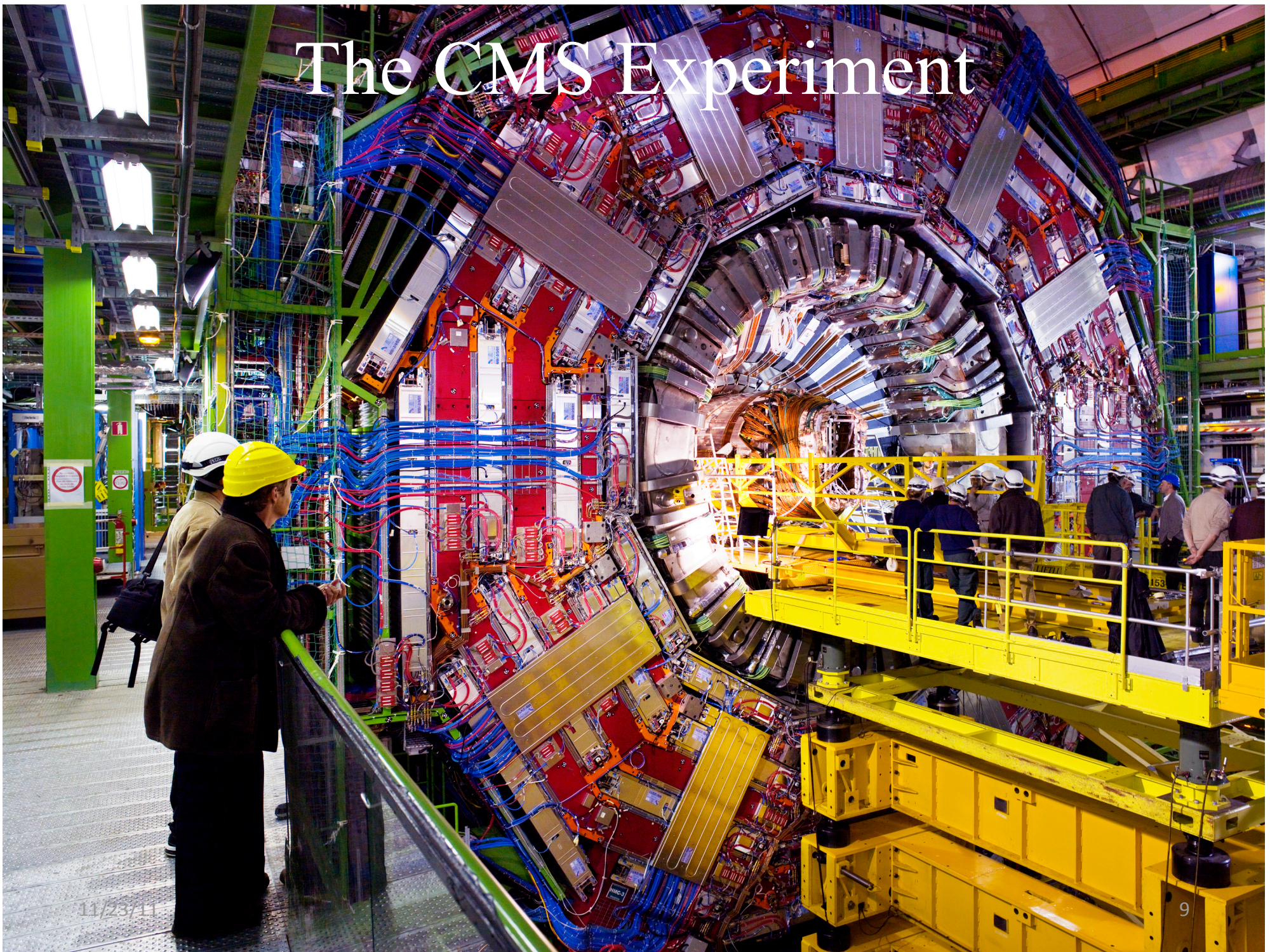


# The ATLAS Experiment





# The CMS Experiment



11/23/11



# The CMS Experiment

38 Countries, 183 Institutes, 3000 scientists and engineers (including 400 students)

June 2008

## TRIGGER, DATA ACQUISITION & OFFLINE COMPUTING

Austria, Brazil, CERN, Finland, France, Greece,  
Hungary, Ireland, Italy, Korea, Lithuania, New Zealand,  
Poland, Portugal, Switzerland, UK, USA

## TRACKER

Austria, Belgium, CERN, Finland, France, Germany,  
Italy, Japan\*, Mexico, New Zealand, Switzerland, UK, USA

## CRYSTAL ECAL

Belarus, CERN, China, Croatia, Cyprus, France, Italy,  
Japan\*, Portugal, Russia, Serbia, Switzerland, UK, USA

## PRESHOWER

Armenia, CERN, Greece,  
India, Russia, Taiwan

## RETURN YOKE

Barrel: Estonia, Germany, Greece, Russia  
Endcap: Japan\*, USA

## SUPERCONDUCTING MAGNET

All countries in CMS contribute  
to Magnet financing in particular:  
Finland, France, Italy, Japan\*,  
Korea, Switzerland, USA

## HCAL

Barrel: Bulgaria, India, Spain\*, USA  
Endcap: Belarus, Bulgaria, Georgia, Russia,  
Ukraine, Uzbekistan  
HO: India

## FEET

Pakistan  
China

## FORWARD CALORIMETER

Hungary, Iran, Russia, Turkey, USA

## MUON CHAMBERS


Barrel: Austria, Bulgaria, CERN, China,  
Germany, Hungary, Italy, Spain,  
Endcap: Belarus, Bulgaria, China, Colombia,  
Korea, Pakistan, Russia, USA

Total weight : 12500 T  
Overall diameter : 15.0 m  
Overall length : 21.5 m  
Magnetic field : 4 Tesla

\* Only through  
industrial contracts

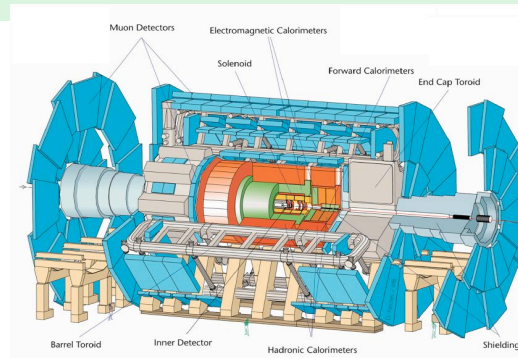


# ATLAS and CMS

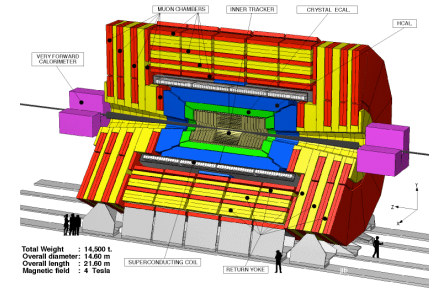




# ATLAS vs CMS



JINST 3 S08003 (2008)

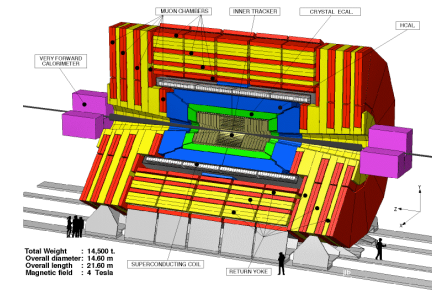
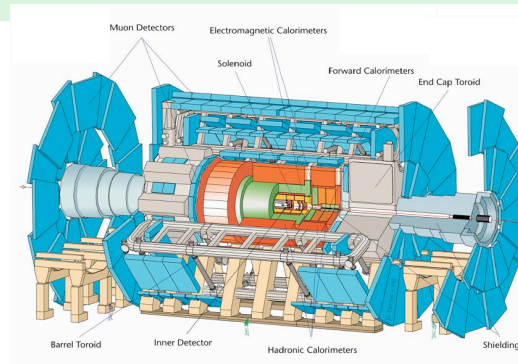


<http://cmsinfo.web.cern.ch/cmsinfo/Detector/index.html>

|                |   |  |
|----------------|---|--|
| Magnetic field | 2T solenoid<br>Toroids: 0.5T barrel / 1T endcap   | 4T solenoid + return yoke  |
| Tracker        | Si pixels + strips = 3 + 4 layers (barrel)<br>TRT<br>Thickness: $0.4 - 2.0 X_0$<br>$\sigma/p_T = 5 \times 10^{-4} p_T \oplus 0.01$                              | Si pixels + strips = 3 + 10 layers (barrel)<br>All silicon<br>Thickness: $0.4 - 1.8 X_0$<br>$\sigma/p_T = 1.5 \times 10^{-4} p_T \oplus 0.005$         |
| Muon system    | 3 stations<br>RPC + TGC: triggers + $\varphi$ meas.<br>MDT + CSC: precision meas.<br>$\sigma/p_T = 2\% @ 50 \text{ GeV}$<br>$\sigma/p_T = 10\% @ 1 \text{ TeV}$ | 4 stations<br>DT + CSC + RPC: triggers<br>DT + CSC: precision + 2nd meas.<br>$\sigma/p_T = 1\% @ 50 \text{ GeV}$<br>$\sigma/p_T = 5\% @ 1 \text{ TeV}$ |



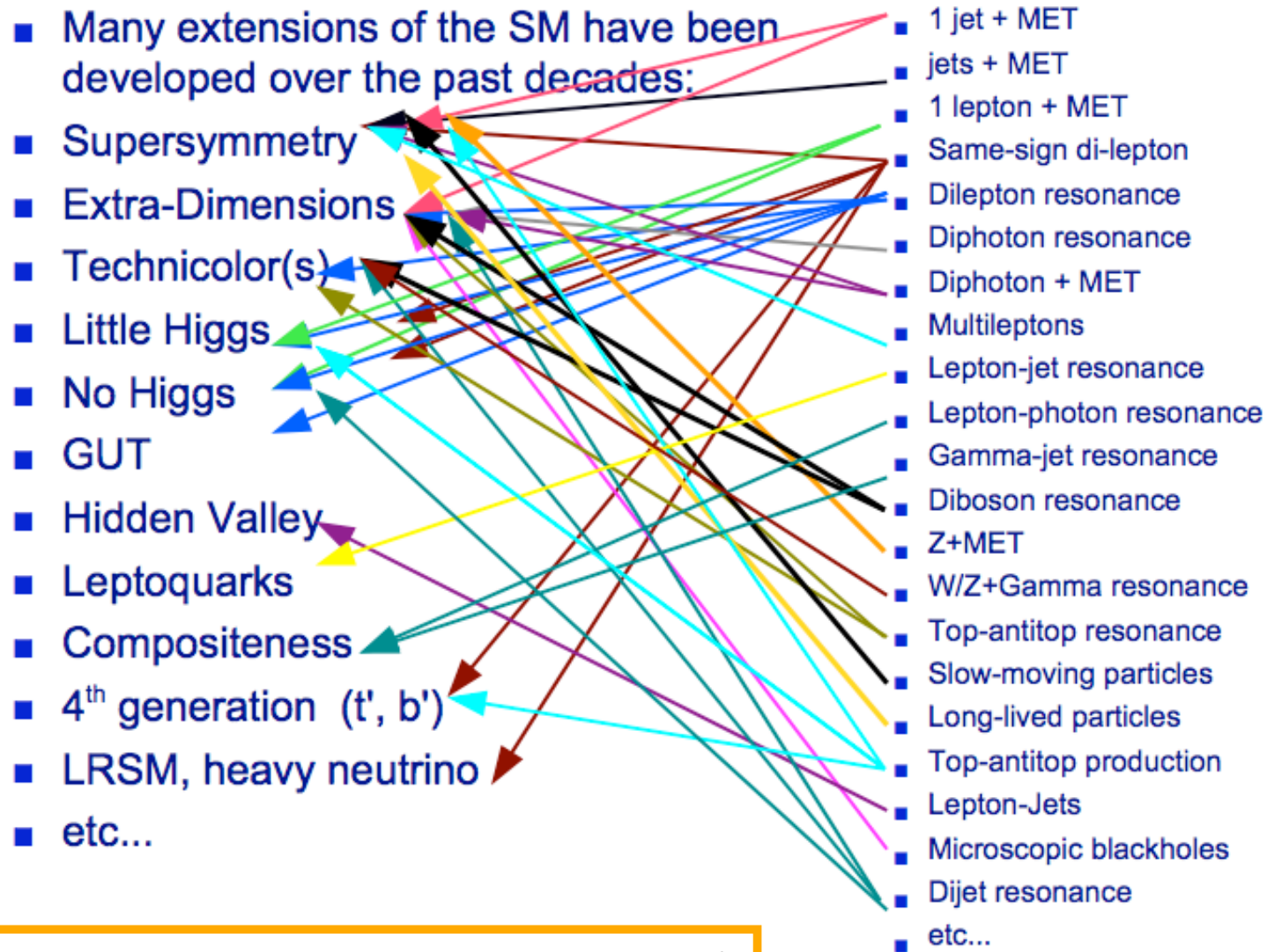
# ATLAS vs CMS



|                      |  |  |
|----------------------|--|--|
| EM calorimeter       | <b>Outside solenoid</b><br>Lead+LAr sampling calo.<br>$\sigma/E = 10\%/E^{1/2} \oplus 0.007$<br>Granularity $\Delta\eta \times \Delta\phi$ : 0.025 x 0.025                 | <b>Inside solenoid</b><br>PbWO <sub>4</sub> crystals total absorption calo.<br>$\sigma/E = 2-5\%/E^{1/2} \oplus 0.005$<br>Granularity $\Delta\eta \times \Delta\phi$ : 0.0175 x 0.0175 |
| Hadronic calorimeter | Outside solenoid<br>Fe + scintillator / Cu+LAr (10 $\lambda$ )<br>$\sigma/E = 50\%/E^{1/2} \oplus 0.03$<br>Granularity $\Delta\eta \times \Delta\phi$ : 0.1 x 0.1 (barrel) | Inside solenoid<br>Brass + scintillator (5.8 $\lambda$ )<br>$\sigma/E = 100\%/E^{1/2} \oplus 0.05$<br>Granularity $\Delta\eta \times \Delta\phi$ : 0.09 x 0.09 (barrel)                |
| Trigger              | L1<br>HLT: Region of Interest  | L1: redundant muon trigger<br>HLT  |



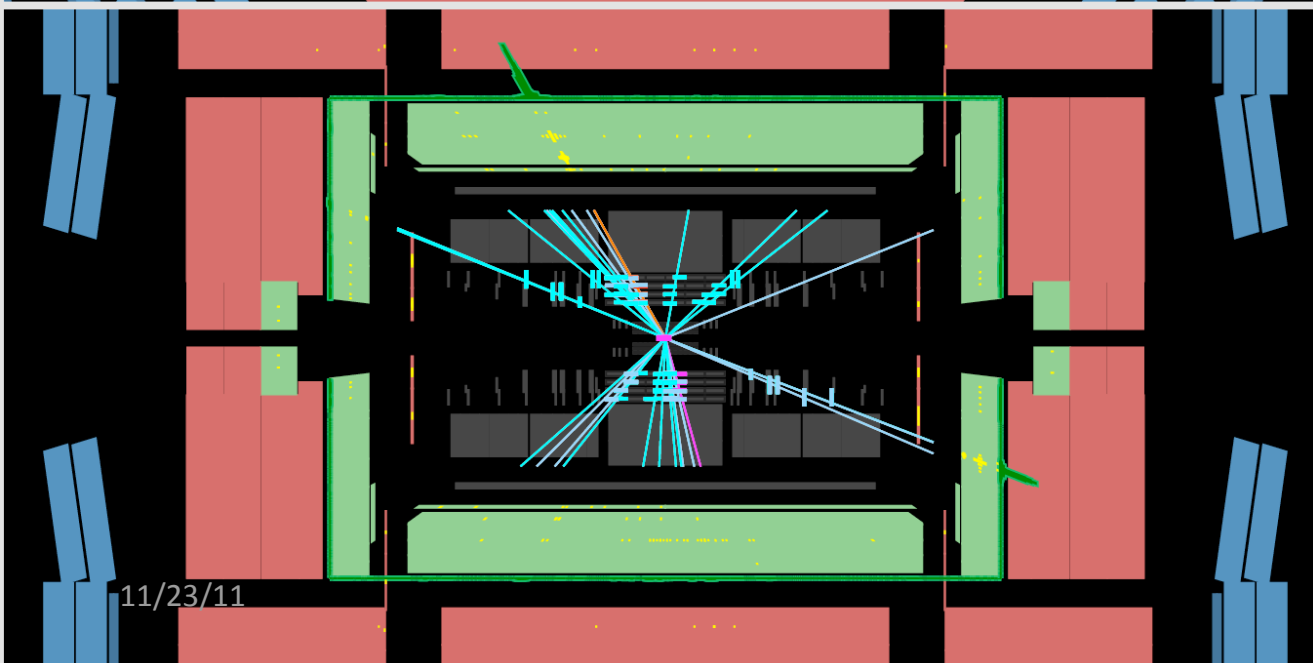
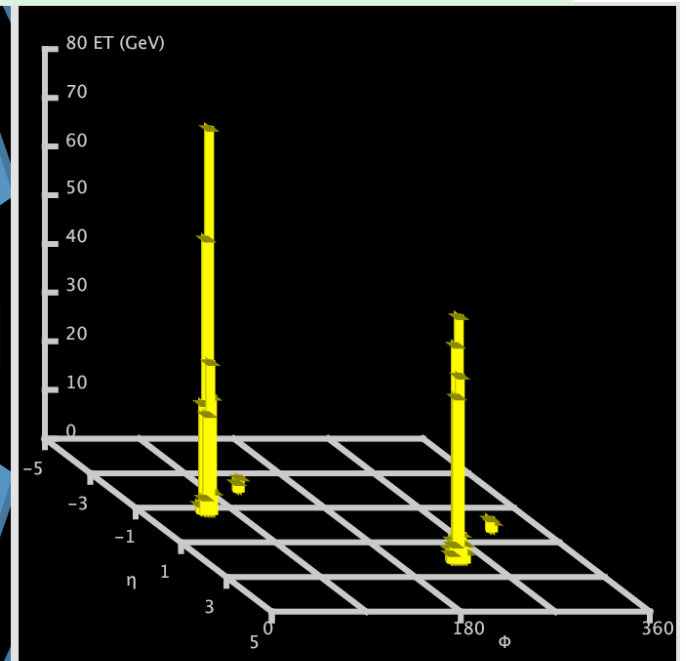
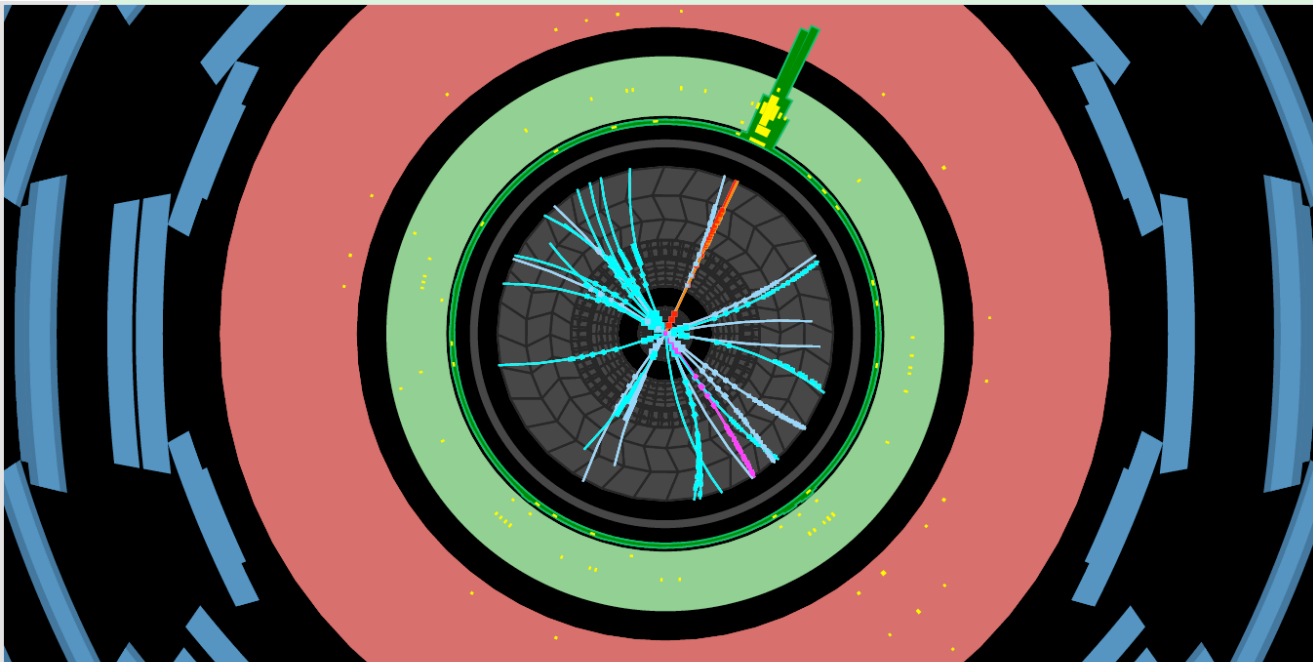
# Models vs Signatures



(From Henri Bachacou, Lepton-Photon talk)



# Search for resonances with dileptons



Run Number: 183462, Event Number: 48979599

Date: 2011-06-14 02:48:15 PDT



# Search for heavy dilepton resonances

- Predicted by many extensions of the Standard Model (SM)
    - GUT-inspired theories, little Higgs
    - $\rightarrow$  new heavy gauge boson  $W'$  and  $Z'$
  - Technicolor
    - $\rightarrow$  technihadron particles
  - Randall-Sundrum (RS) extra dimension theory
    - $\rightarrow$  Kaluza-Klein (KK) graviton
  - $\rightarrow$  see next slides
- Experimental challenge:
  - Understand the detector in a unexplored kinematic region ( $p_T > 1$  TeV) with little or no data
  - Understand the data in lower energy regions, and extrapolate them to the signal regions.  
Crucial are:
    - Accuracy of signal efficiency
    - Accuracy of background predictions
    - Accuracy on detector calibration and alignment
    - Understanding of physics objects reconstruction



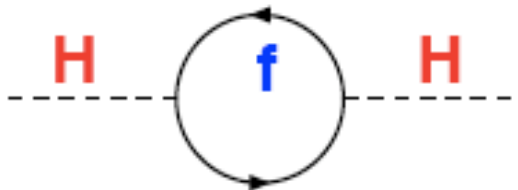
# $Z'$ production

- Additional  $U(1)$  gauge symmetries and associated  $Z$  gauge bosons are one of the best motivated extensions of the Standard Model (SM).
- Benchmark: Sequential Standard Model (SSM)
  - Heavy boson with spin 1 and  $Z$ -like couplings
- Also E6 Grand Unified Theory (GUT), broken in  $U(5)$  and two  $U(1)$  groups, giving rise to two new  $U(1)$  fields. Their mixing can give rise to  $Z'$  candidates



# The hierarchy problem -1

- The question: why the **weak force** is  $\sim 10^{32}$  times stronger than the **gravitational force**?
  - $F \sim 1/[M_{\text{Pl}}^2 \cdot r^2]$ ;  $M_{\text{Pl}} = 1.22 \times 10^{19} \text{ GeV} \leftrightarrow M_{\text{H}} \sim 10^2 \text{ GeV}$
- Both forces involve constants of nature:
  - The Fermi's constant
  - The Newton's constant
- In the Standard Model the quantum corrections to the Fermi constant appear unnaturally large, unless a delicate cancellation between the bare value of this constant and its quantum corrections take place (**fine-tuning**)

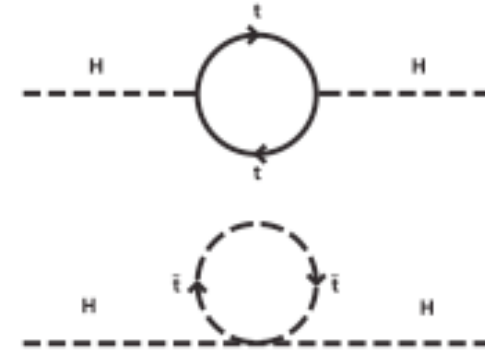
$$\Delta M_{\text{H}}^2 \equiv \text{---H---} \text{---f---} \text{---H---} \propto \Lambda^2 \approx (10^{18} \text{ GeV})^2$$


- More technically the question is why the Higgs boson mass is so much lighter than the Planck mass (or the Grand Unification energy)



# The hierarchy problem -2

- **Three main avenues** for solving the hierarchy problem:
- ***Supersymmetry***
  - *A set of new (light) SUSY particles cancel the divergence*
- ***Extra dimensions***
  - *There is a cut-off at the  $\sim \text{TeV}$  scale where gravity sets in; in other words the “actual” gravity constant is larger than the one observed (or the Planck mass is much smaller)*
- ***Strong interactions/compositeness***
  - *The Higgs is not an elementary scalar particle*
  - *The Higgs emerges as a Nambu-Goldstone of a strongly interacting sector*





# The hierarchy problem -3

- **Extra Dimensions theories:**
  - **Kaluza-Klein** model (1921)
  - **Large Extra Dimensions**, or ADD model (Nima Arkani-Hamed, Savas Dimopoulos and Gia Dvali, 1998)
  - **Universal Extra Dimensions** (UED, 2001)
  - **Randall-Sundrum** model (1999)
  - **DGP Model** (Gia Dvali, Gregory Gabadadze and Massimo Porrati; 2000)



# Extra Dimensions

- **Extra Dimensions** models propose that there are one or more additional dimensions beyond the three spatial dimensions and one temporal dimension that are observed.
- The universal extra dimensions are assumed to be *compactified* with radii much larger than the traditional Planck length ( $\sim 10^{-35}$  m)
- The basic idea is in the fact that in an Universe of  $(3+1)+\delta$  extra-dimensions the gravitational field is
$$g \sim 1/[M_D^2(3+1+\delta) \cdot r^{2+\delta}]$$
- If the extra-dimensions have a finite “**size  $\rho$** ” (also called “compactification scale”), then for  $r \gg \rho$  the field in the extra-dimension becomes a constant:
$$g \sim 1/[M_D^2(3+1+\delta) \cdot \rho^\delta r^2]$$
- At this point  $M_{Pl}^2 = M_D^2(3+1+\delta) \cdot \rho^\delta$  : the “**real**” **Planck mass** could be actually **small**, but its “observed” value  $M_{Pl}$  in our Universe is actually amplified by the presence of compact extra dimensions

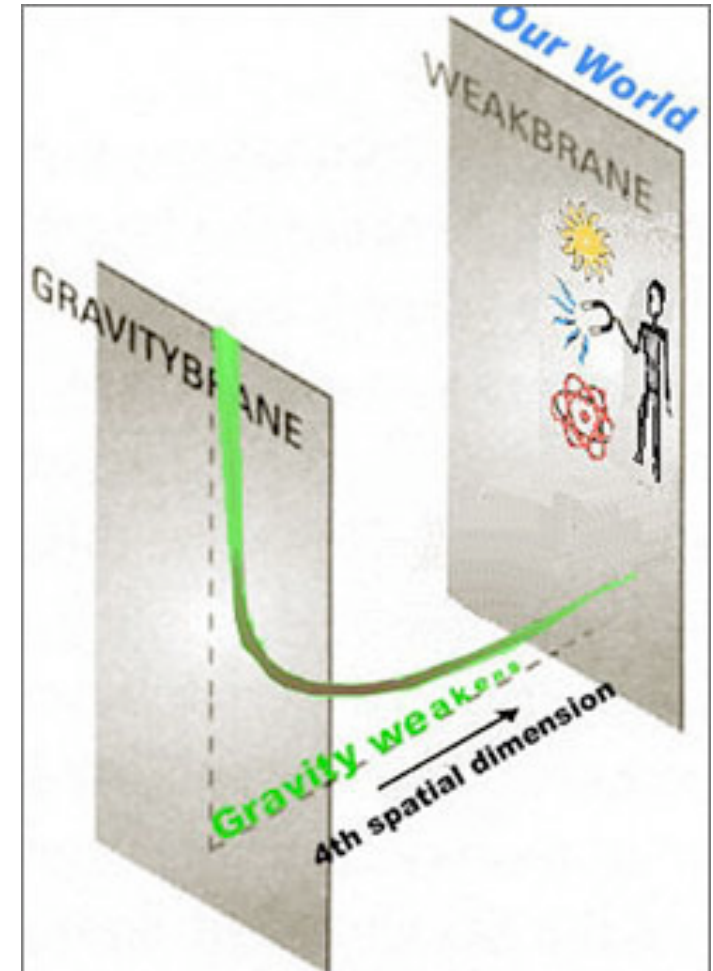
# Extra dimensions

- **Universal Extra Dimensions:**
  - there are one or more additional dimensions beyond the three spatial dimensions and one temporal dimension that are observed. All fields propagate universally in the extra dimensions
  - Compactification scale:  $\sim 10^{-18}$  m.
- The **ADD Model** (N. Arkani-Hamed, S. Dimopoulos and G. Dvali; 1998) postulates the existence on  $n$  flat additional dimensions, compactified with radius  $\rho$ . It also requires that the fields are confined to a four-dimensional *membrane* while gravity propagates in several additional spatial dimensions that are large compared to the Planck scale
  - $\underline{M}_{\text{Pl}}^2 = M_{\text{Pl}}^2/8\pi = M_{\text{D}}^2 (3+1+\delta) \cdot \rho^\delta$   $M_{\text{D}}$  is the Planck mass in the  $(3+1+\delta)$  space
- The **Randall-Sundrum model**: there is only 1 strongly warped extra dimension → see next slide



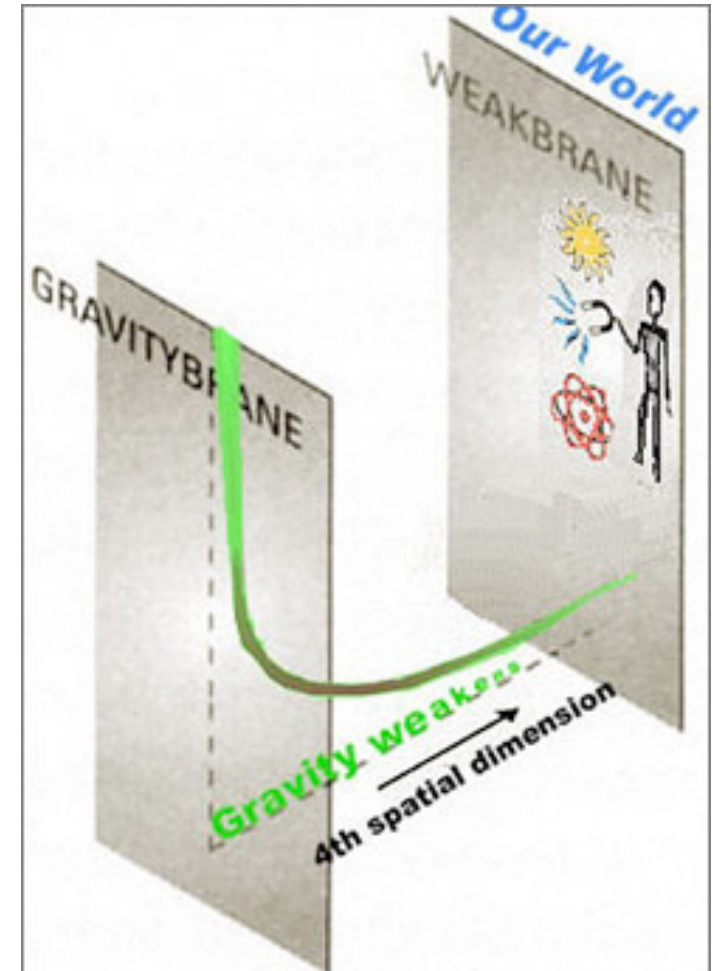
# Randall-Sundrum graviton

- Our 3+1-dimensional Universe is embedded in a 5-dimensional space spacetime ; this extra dimension is the *bulk*, and it is extremely warped. This dimension is the only one warped.
- It contains two branes:
  - The **Weakbrane** (or **TeV brane**; it contains the SM)
  - The **Gravitybrane** (or **Planck brane**)
- Our ordinary Standard Model world seats on the Weakbrane; the gravity force spans over the two branes: the graviton's density function is very high at the Planckbrane, and drops exponentially when moving to the Weakbrane
- The gravity intensity seen in the Weakbrane is much weaker than the one expected in the TeVbrane:
  - $M_{Pl} = M_D \cdot \exp(k\rho)$ , where  $k$ =curvature scale



# Randall-Sundrum graviton

- In minimal RS model, it give rise to Kaluza Klein massive graviton  $G^*$  states separated by  $\sim \text{TeV}$  energy
  - $G^*$  have  $k/\underline{M}_{\text{Pl}}$  coupling to SM particles
    - $\underline{M}_{\text{Pl}}$  is the Planck Mass  $/\sqrt{(8\pi)}$
    - $K$  is the spacetime curvature in the extradimension
  - $G^*$  have spin 2  $\rightarrow$  more central decays
- $G^*$  width proportional to  $(k/\underline{M}_{\text{Pl}})^2$





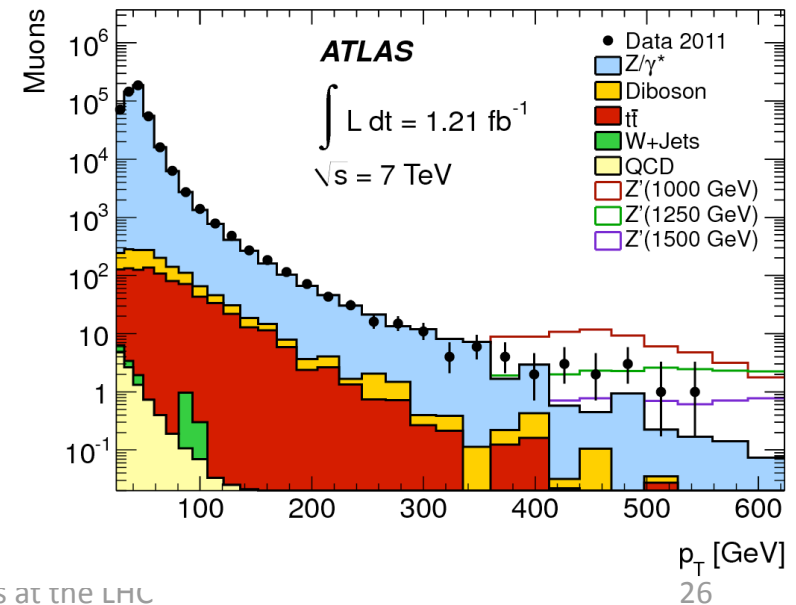
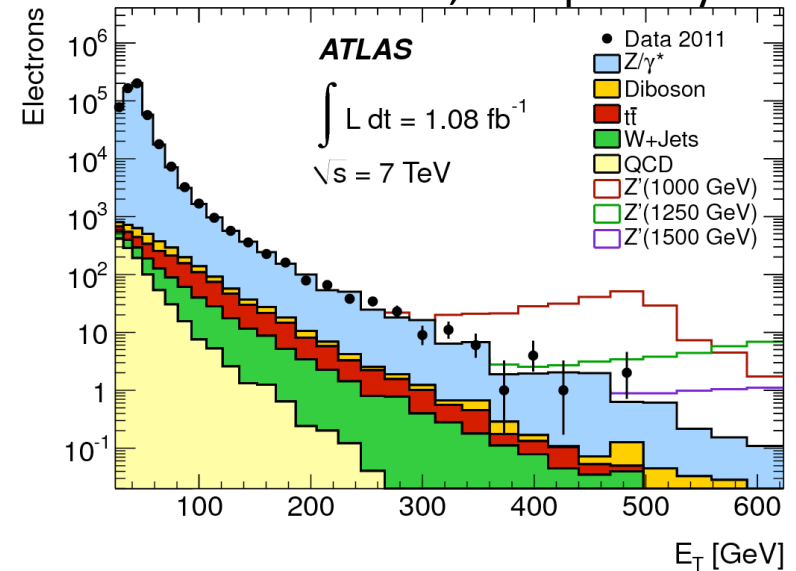
# Search for resonances with dileptons

- Benchmark  $Z' \rightarrow e^+e^-, \mu^+\mu^-$
- Very clean signature: bump in the  $l^+l^-$  invariant mass distribution:  $\rightarrow$  good experimental mass resolution required
- Backgrounds:
  - dominated by Drell-Yan (+ jets) processes
  - Dibosons
  - $t\bar{t}$
  - QCD (semileptonic b-c decays; fake electrons from jets; in flight meson decays, etc)
- Data sample:  $1.08(1.21) \text{ fb}^{-1}$  for  $e^+e^-$  ( $\mu^+\mu^-$ )

# Search for resonances with dileptons -1

- Event selection:
  - *Lepton trigger*
  - *Electron: “medium quality”;  $E_T > 25$  GeV;*
  - *Muon: reconstructed in MS (three stations required) and ID;  $p_T > 25$  GeV; impact parameter cut to suppress cosmic ray contamination;*
  - *Lepton isolation in the calorimeter (Inner Detector) for electrons (muons), to reduce QCD background*
- $Z'(G^*)$  1.5 TeV mass signal acceptance:  $e+e-$  65(69)%; 40(44)%
- Muon  $p_T$  resolution @ 1 TeV ranges from 14% to 44%
- Backgrounds are evaluated with simulation samples rescaled using the most precise available cross section predictions
- Due to the poor modeling and low Monte Carlo statistics, QCD dijet backgrounds are evaluated from data for both channels

arXiv:1108.1582, accepted by PRL





# Search for resonances with dileptons -2

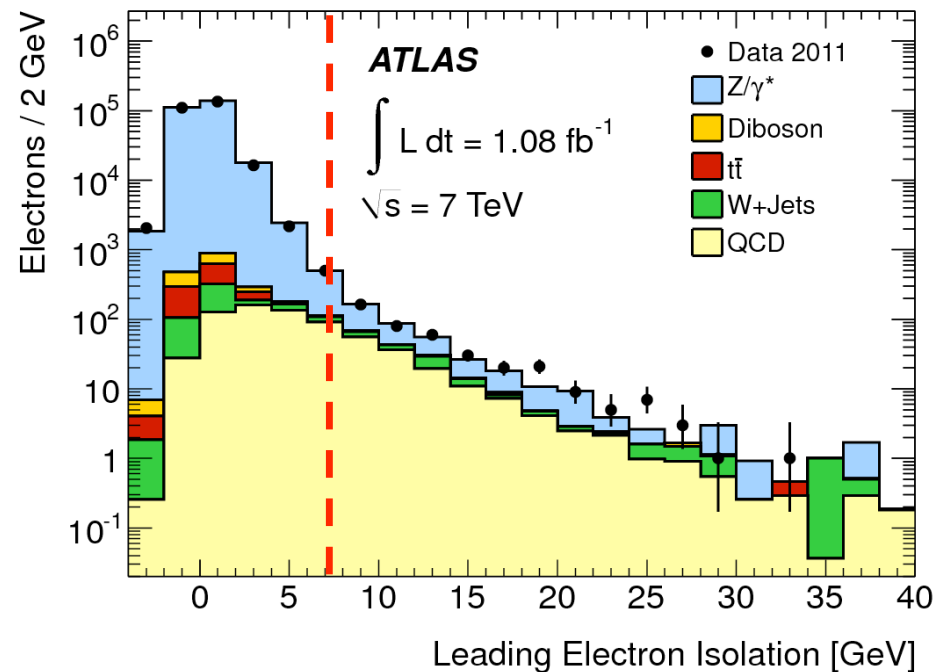
- All background sources are evaluated with Monte Carlo samples, except QCD jets.
- Due to the poor modeling and low Monte Carlo statistics, dijet background is measured from data
- In the  $e^+e^-$  channel, three independent methods are used. The baseline method is the “inverted identification”

## **Inverted identification**

- In a QCD dijet data sample, select  $e^\pm$  candidates which passes *loose quality* and **fail medium quality** identification. Then run the analysis as for the *signal region* → determine the **shape** of  $m(e^+e^-)$
- Normalize to luminosity fitting the **signal region** invariant mass  $m(e^+e^-)$  with all MC processes (cross-section weighted) and the **measured** dijet shape in the region  $70 < m(e^+e^-) < 110$  GeV

# Search for resonances with dileptons -3

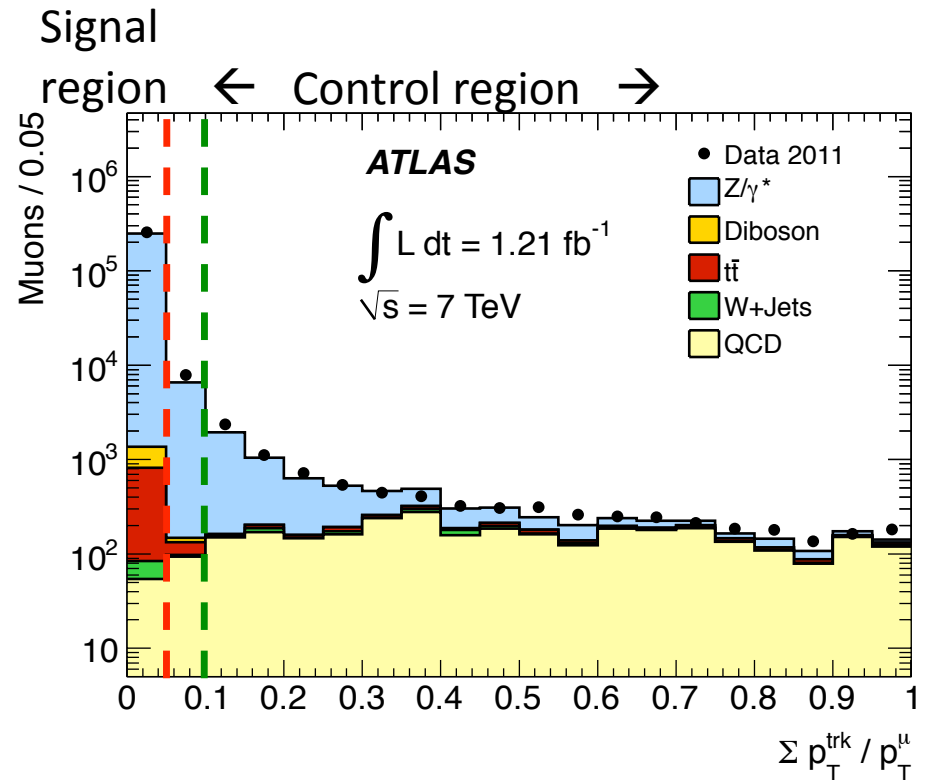
- “Isolation fits” method: study the electron isolation in data using *templates* for (isolated) electrons and for fake electrons;
  - For isolated electrons use electrons from  $W \rightarrow e\nu$  decays, while the QCD electron template is taken from data reverting the electron identification cuts
  - Fit the leading and subleading electron isolation separately.
- Good agreement with the baseline method within uncertainties





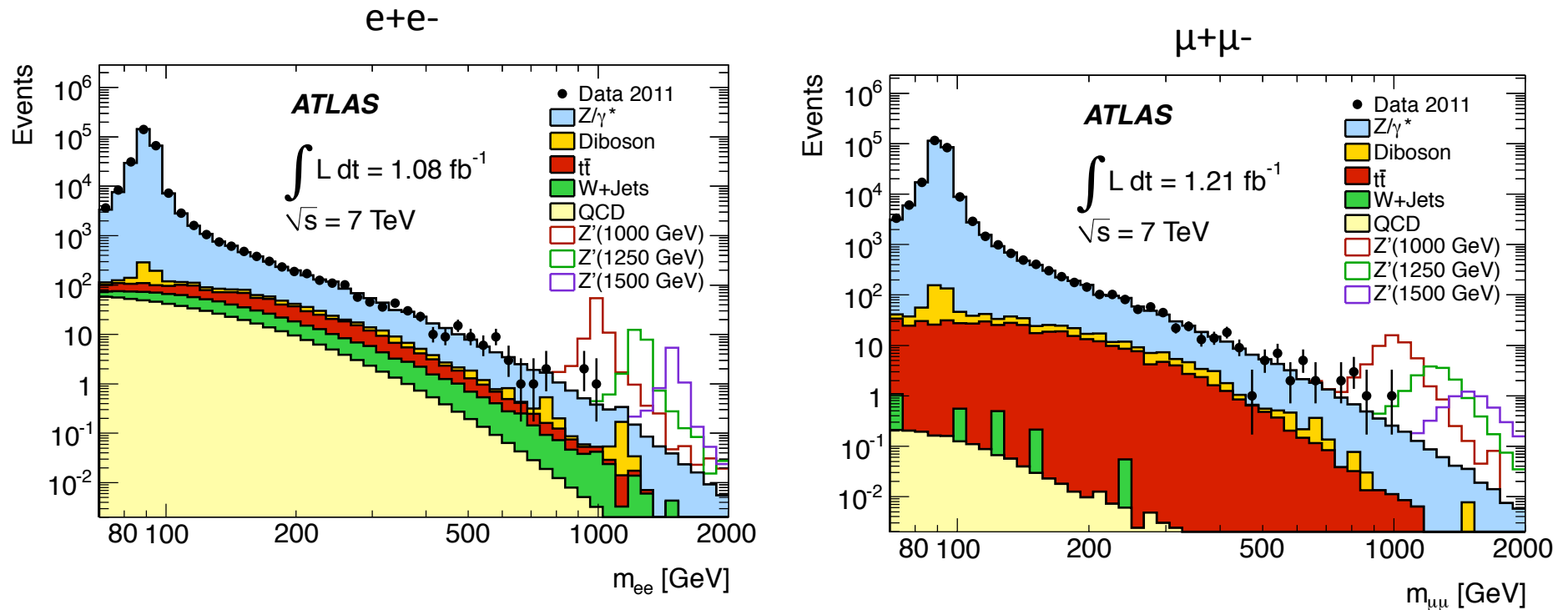
# Search for resonances with dileptons -4

- **QCD background measurement in the muon channel:** study the muon isolation.
- Muon isolation:  $I = \Sigma p_T^{\text{trk}} / p_T^\mu$  around the muon in a cone  $\Delta R = 0.3$
- Look to non-isolated muon events:  $0.1 < I < 1.0$ ; and select those with both muon non-isolated: dominated by heavy-flavours; the number of events in the signal region is obtained scaling the number of events in the control region with the signal/background ratio from MC.



Track-based isolation spectrum for the muon channel after event preselection, that is immediately before the isolation. The range shows the non-isolated region dominated by QCD.

# Search for resonances with dileptons -5



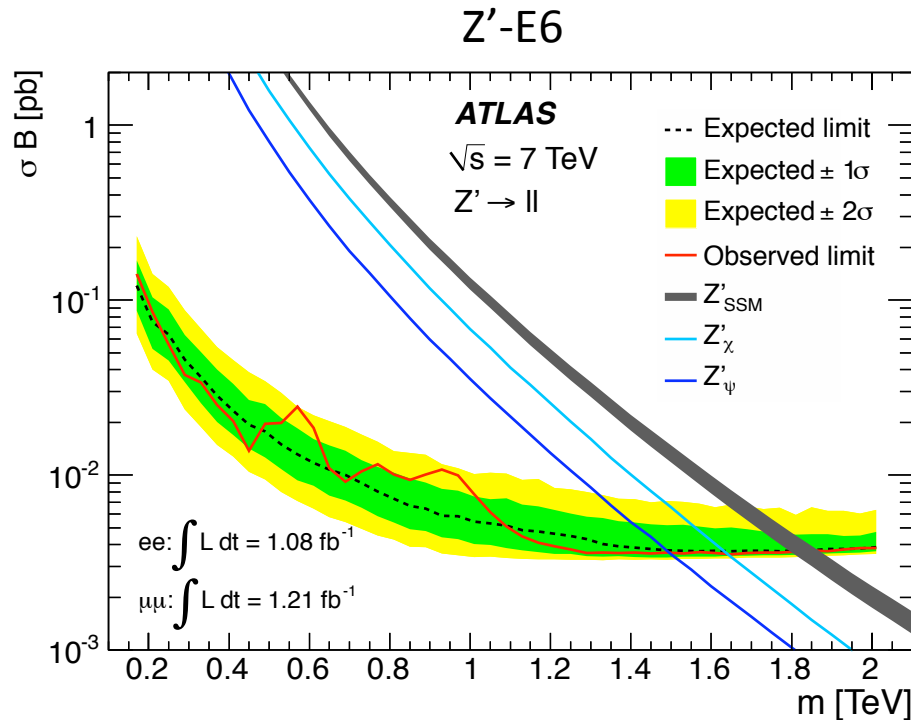
Dielectron and dimuon invariant mass distributions after final selection, compared to the stacked sum of all expected backgrounds, with three example SSM  $Z'$  signals overlaid. The bin width is constant in  $\log m_{ll}$ .

Main systematic uncertainties:

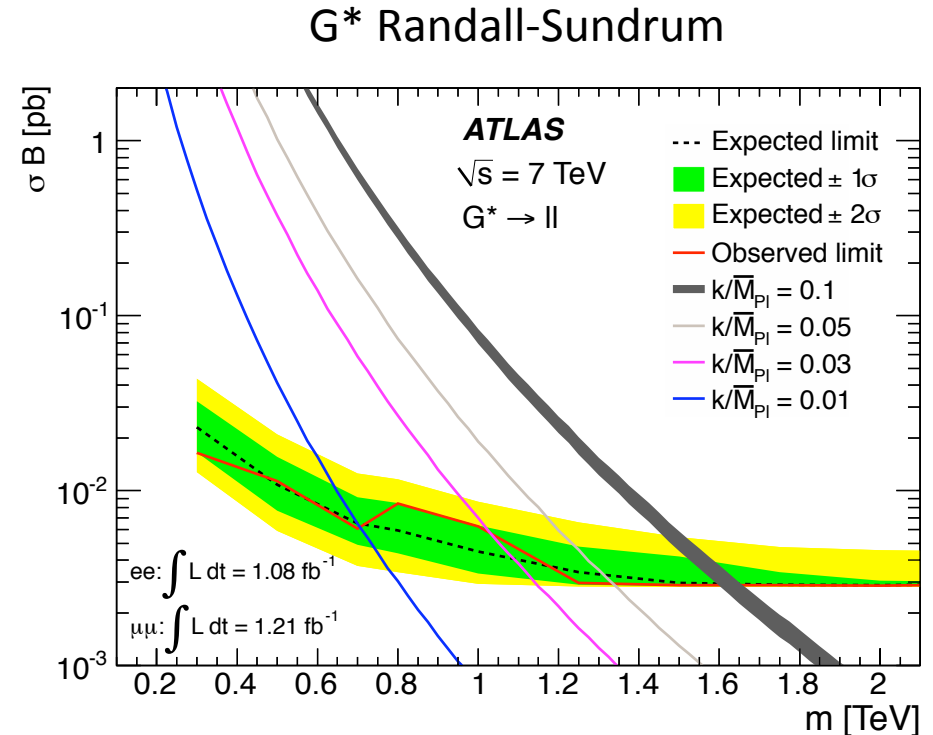
- Background: 11% Theory, 5% exp.
- Signal 5%



# Search for resonances with dileptons -5

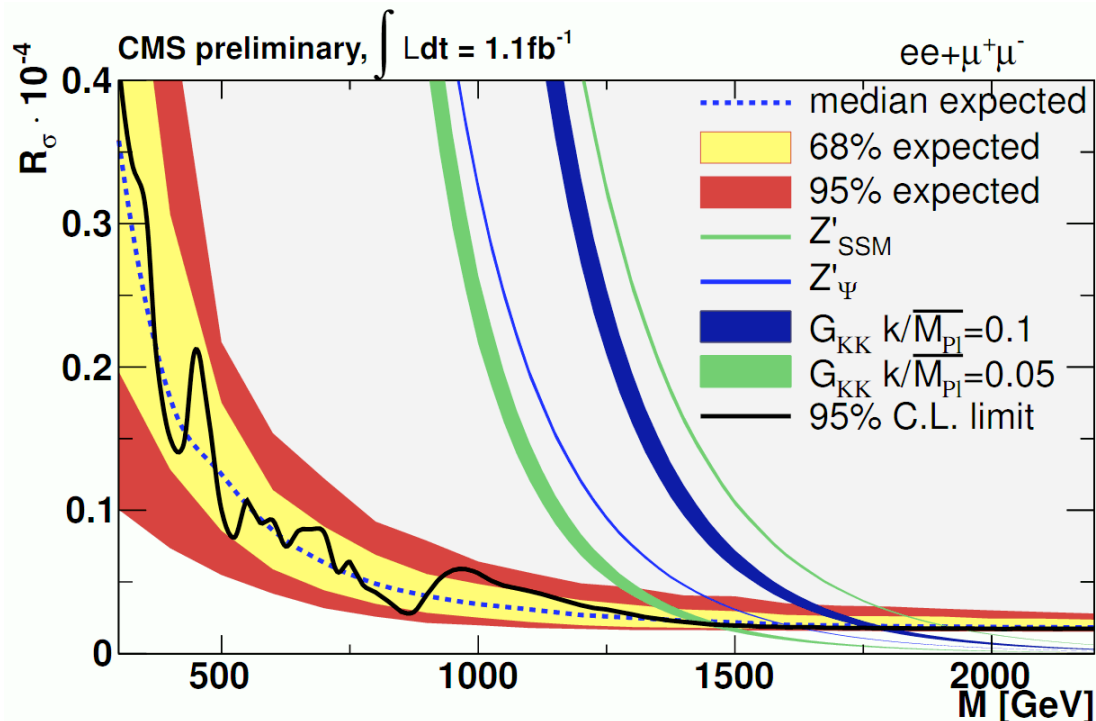


Expected and observed 95% C.L. limits on cross section times branching ratio and expected cross sections for SSM production and the two E6-motivated  $Z'$  models with lowest and highest cross section for the combination of dielectron and dimuon channel. The thickness of the SSM theory curve illustrates the theoretical uncertainties.



Expected and observed 95% C.L. limits on cross section times branching ratio and expected cross sections for Randall-Sundrum gravitons with various couplings  $k/\bar{M}_{\text{Pl}}$  for the combination of dielectron and dimuon channel. The thickness for the  $k/\bar{M}_{\text{Pl}}=0.1$  curve illustrates the theoretical uncertainties.

# Search for resonances with dileptons -6



## CMS results

CMS PAS EXO-11-019

analysis similar to the one from ATLAS

| Model                  | ATLAS Mass (TeV) 95% C.L. limit | CMS Mass (TeV) 95% C.L. limit [Prel.] | publication   |
|------------------------|---------------------------------|---------------------------------------|---|
| $Z'_{SSM}$             | 1.83 (1.83)                     | 1.94                                  | <a href="http://arxiv.org/abs/1108.1582">http://arxiv.org/abs/1108.1582</a> , subm. PRL   |
| $G^* (k/M_{Pl} = 0.1)$ | 1.63 (1.63)                     | 1.78                                  | <a href="http://cdsweb.cern.ch/record/1369192/files/EXO-11-019-pas.pdf">http://cdsweb.cern.ch/record/1369192/files/EXO-11-019-pas.pdf</a> |

# Search for Technicolor particles

- Technicolor avoids this problem by hypothesizing a new gauge interaction coupled to new massless fermions
- New gauge interactions with new fermions are introduced. This new force, asymptotically free at high energy, becomes strong at low energies, around the value  $\Lambda_{\text{TC}} \sim 250 \text{ GeV}$
- Briefly, the electroweak symmetry is broken “dynamically” producing W and Z masses
  - The new strong interaction leads to new composite, short-lived particles at energies accessible at the LHC (techni-hadrons)



# Search for Technicolor particles

- Example of the lightest techno-particles: the scalar  $\pi_T$ , and vector  $\rho_T$ ,  $\omega_T$ .
- Techni-vector objects can decay into a SM gauge boson + a  $\pi_T$ , pairs of SM gauge bosons, and fermion-antifermion pairs
- Techni-particle searches can be made looking to lepton-antilepton final states
- ATLAS performed recently a new interpretation of the same-flavour opposite-sign dilepton analysis to set limits to the  $\rho_T$ ,  $\omega_T$  mass in the context of the “Low Scale TC” (LSTC) (assuming  $m(\rho_T)=m(\omega_T)$ ).

# Search for Technicolor particles

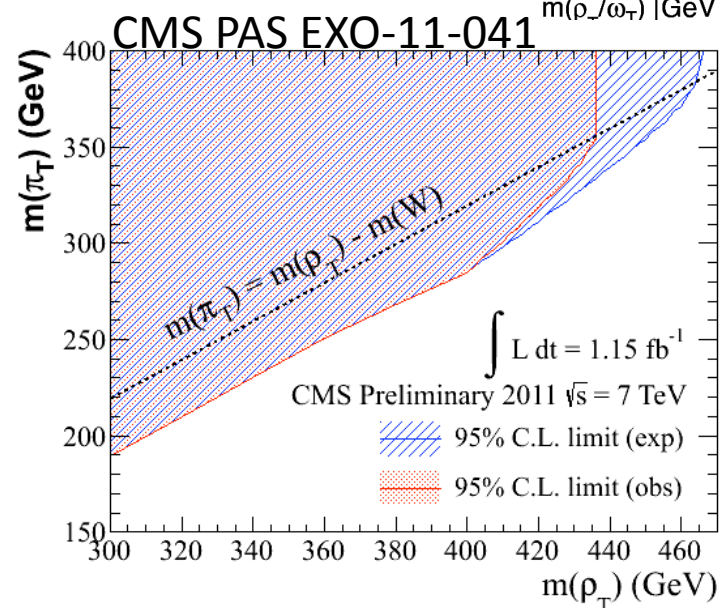
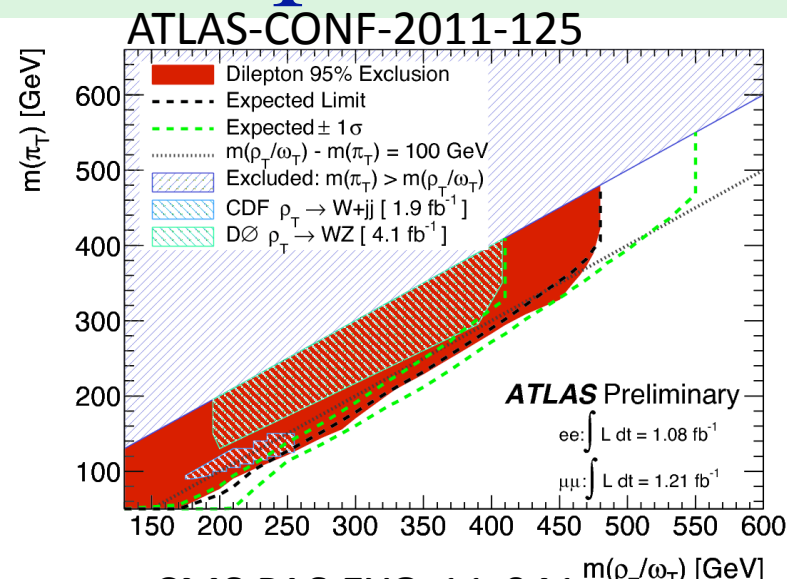


## ATLAS

- Scan for  $m(\rho_T)$  and  $m(\pi_T)$  simultaneously;
- Masses of the  $\rho_T$  and  $\omega_T$  in the range 130 – 480 GeV are excluded at 95% C.L..
  - For  $m(\rho_T) - m(\pi_T) = 100$  GeV:  $m(\rho_T) > 470$  GeV

## CMS

- Two-dimensional exclusion limit for Technicolor as a function of the  $\rho_{TC}$  and  $\pi_{TC}$  masses.
- For  $m(\rho_T) < m(\pi_T) + m_W$ ,  $m(\rho_T) > 436$  GeV 95% C.L. [Prel.]



# Searches with same-sign same flavour dimuons

- Predicted by many BSM models
  - Left-Right symmetric models
  - Higgs triplet models
  - Little Higgs
- Very clear signature, small background
  - Dibosons
  - Charge misreconstruction
  - Non prompt muons (HF and  $\pi/K$  decays)
- Event selection:
  - Require isolated muons reconstructed in the ID and MS with the same charge, and well associated to the primary vertex position
- Measure background from data



# Searches with same-sign same flavour dimuons

- Prompt muon efficiency “r” evaluated from Z
- Fake rate “f”: large impact parameter sample
- Identify two types of muons
  - Tight (T): pass isolation requirements
  - Loose (L): fail isolation requirements
- Four possible dimuon combinations:

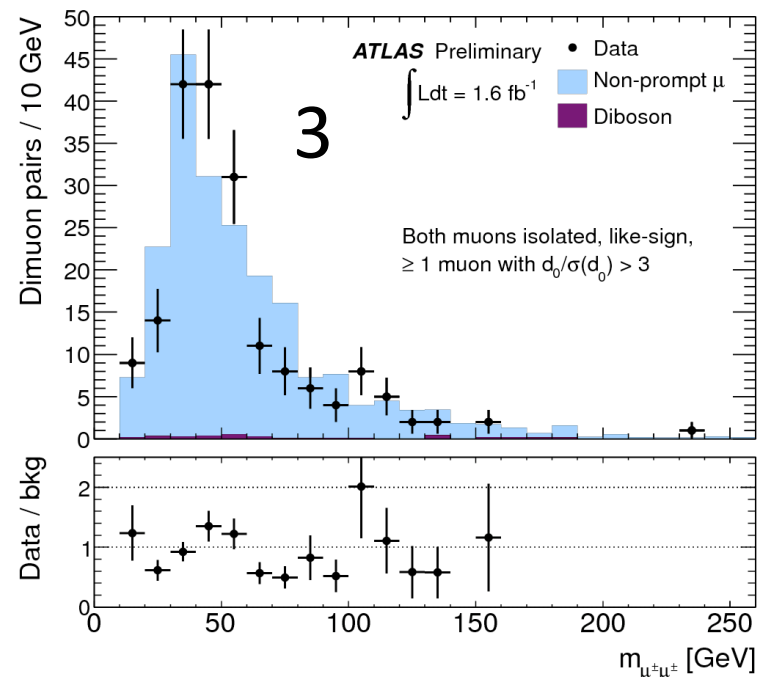
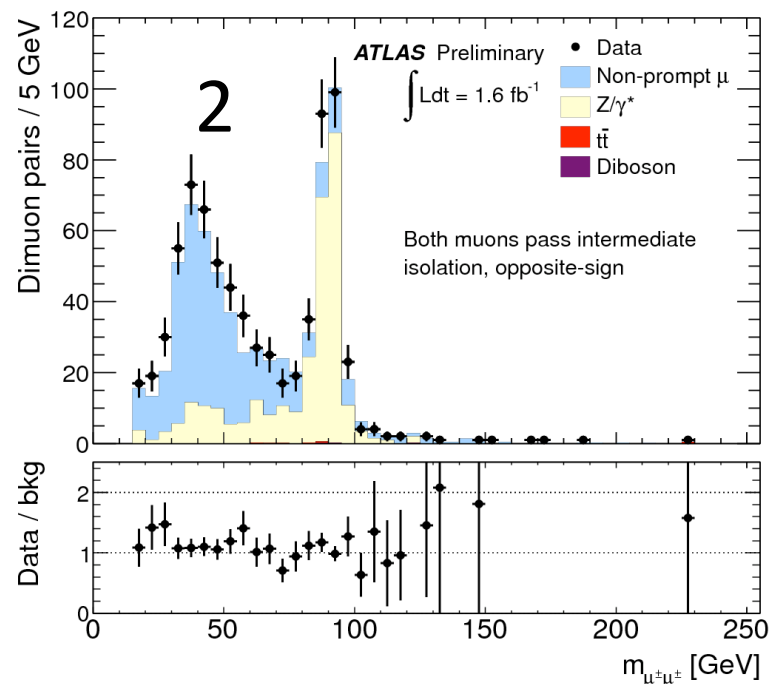
$$\begin{bmatrix} N_{TT} \\ N_{TL} \\ N_{LT} \\ N_{LL} \end{bmatrix} = \begin{bmatrix} r_1 r_2 & r_1 f_2 & f_1 r_2 & f_1 f_2 \\ r_1(1-r_2) & r_1(1-f_2) & f_1(1-r_2) & f_1(1-f_2) \\ (1-r_1)r_2 & (1-r_1)f_2 & (1-f_1)r_2 & (1-f_1)f_2 \\ (1-r_1)(1-r_2) & (1-r_1)(1-f_2) & (1-f_1)(1-r_2) & (1-f_1)(1-f_2) \end{bmatrix} \begin{bmatrix} N_{RR}^{ll} \\ N_{RF}^{ll} \\ N_{FR}^{ll} \\ N_{FF}^{ll} \end{bmatrix}$$

- r: prompt muon efficiency
- f: fake muon acceptance
- Total background from non-prompt is the sum of

$$N_{RF} = r_1 f_2 N_{RF}^{ll}, N_{FR} = f_1 r_2 N_{FR}^{ll} \text{ and } N_{FF} = f_1 f_2 N_{FF}^{ll}$$

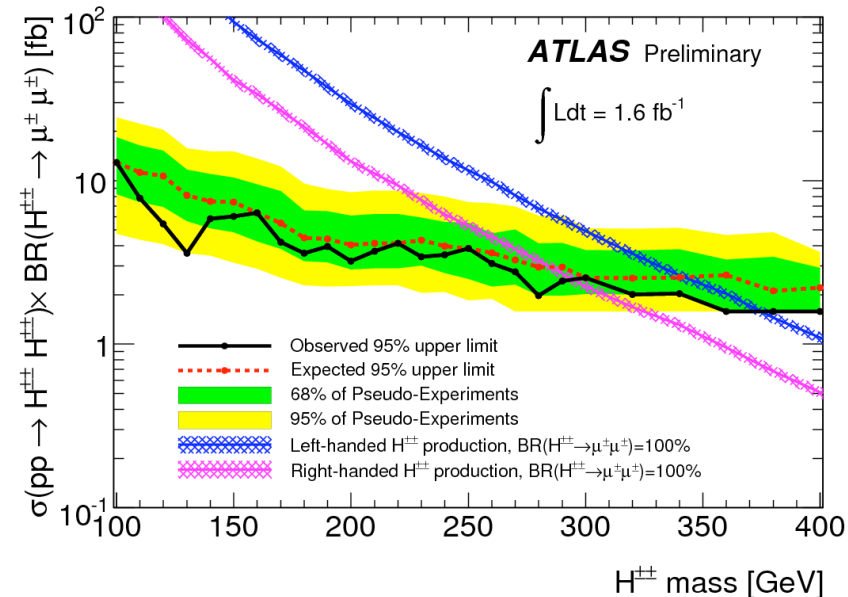
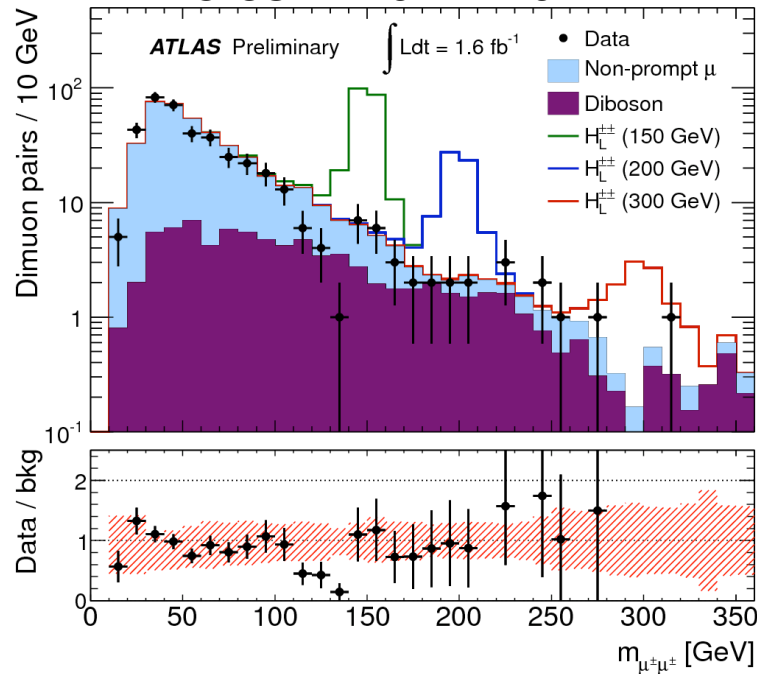
# Searches with same-sign same flavour dimuons

- Test matrix method over different control samples
  1. Opposite charge + both muons pass tight isolation
  2. Opposite charge + both muons fail tight isolation
  3. Same charge + at least one muon fails impact parameter
  4. Same charge + both muons fail tight isolation
- Prediction agree within uncertainties



# Searches with same-sign same flavour dimuons

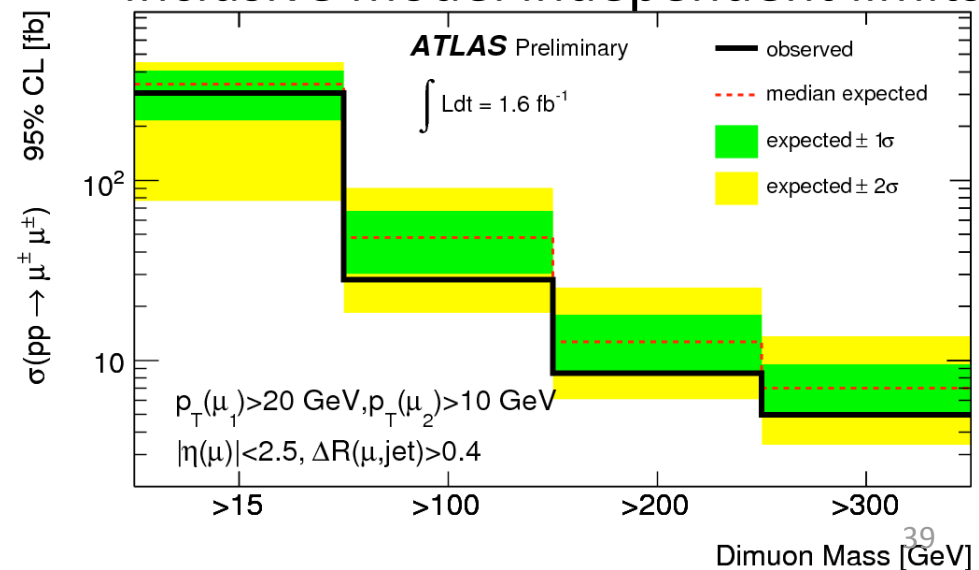
ATLAS-CONF-2011-126



- Obtain following mass limits

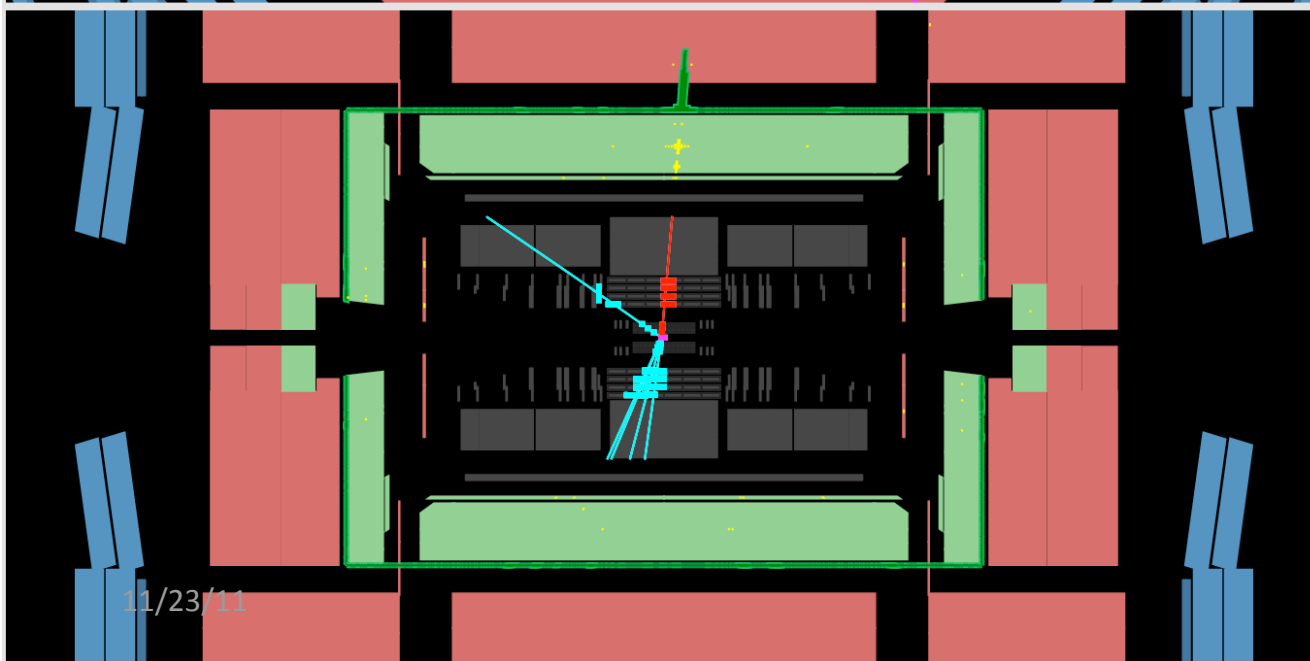
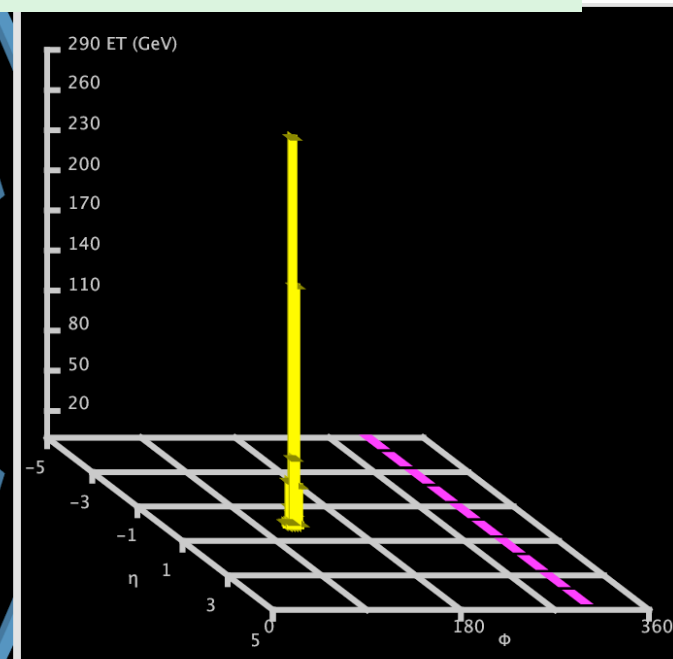
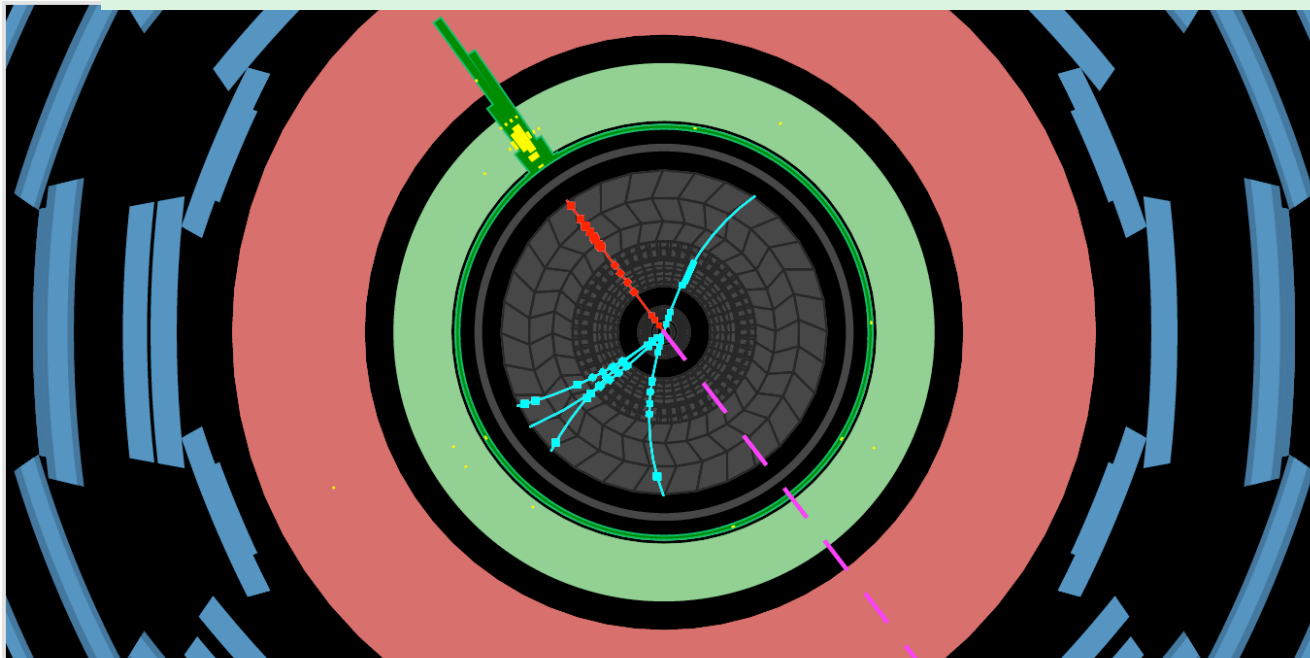
- $mass(H_L) > 375$  GeV (exp. 342 GeV)
- $mass(H_R) > 295$  GeV (exp. 286 GeV)

## Inclusive model independent limits





# Search for resonances with lepton + MET

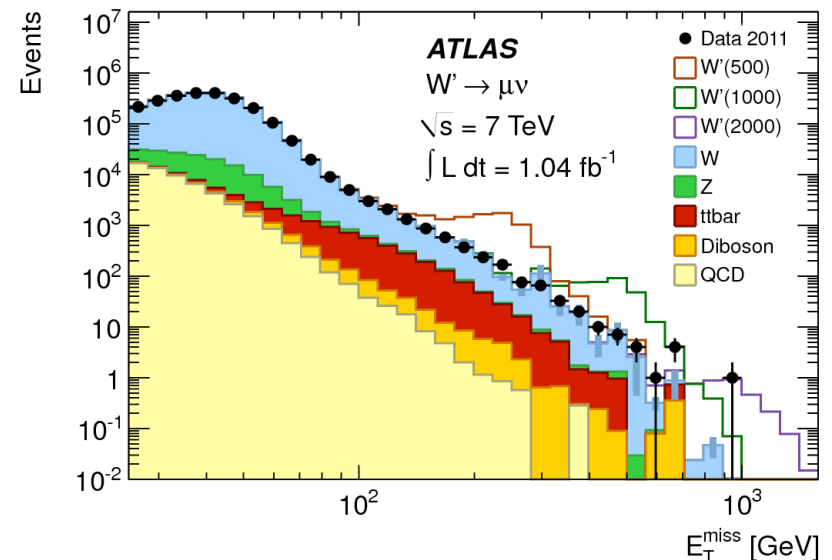
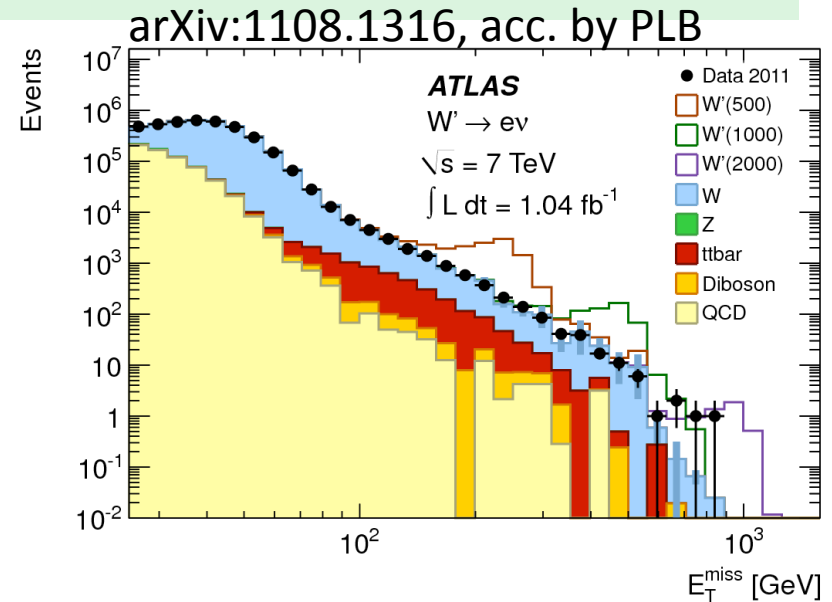


Run Number: 183462, Event Number: 139735410

Date: 2011-06-14 20:10:35 CEST

# Search for resonances with lepton + MET -1

- Search for new heavy charged bosons, SM W-like;
  - SSM:  $W'$
  - TC: Techni-rho
  - Little Higgs
- Signature: isolated high- $p_T$  lepton (e or  $\mu$ ) and large MET

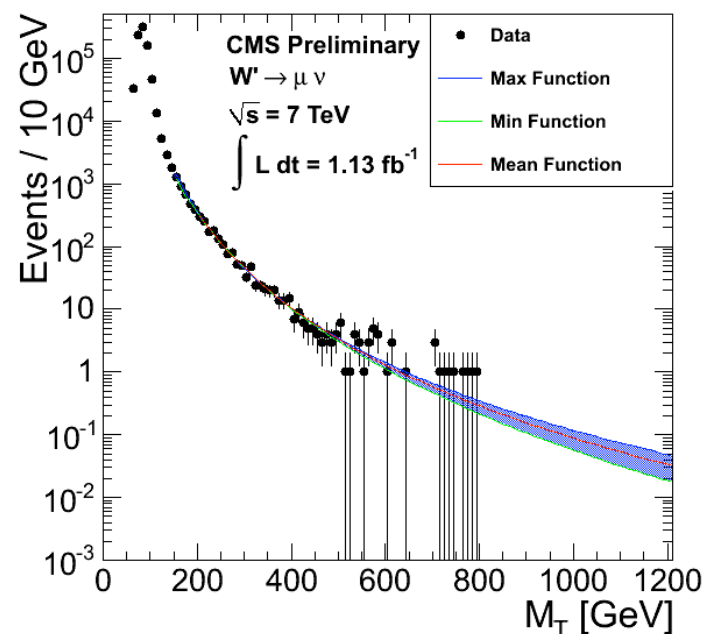
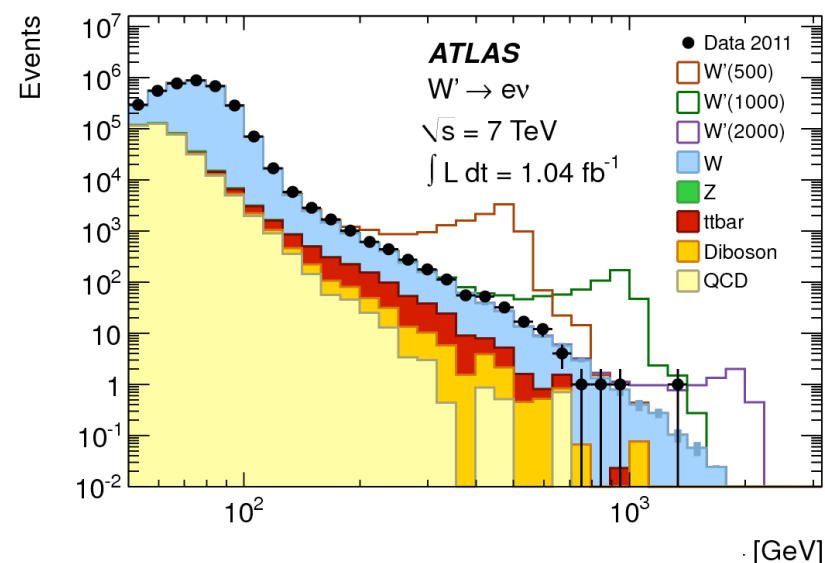


# Search for resonances with lepton + MET -2

- Study the transverse mass:

$$m_T = \sqrt{2p_T \cancel{E}_T (1 - \cos \Delta\phi_{\ell, \cancel{E}_T})}$$

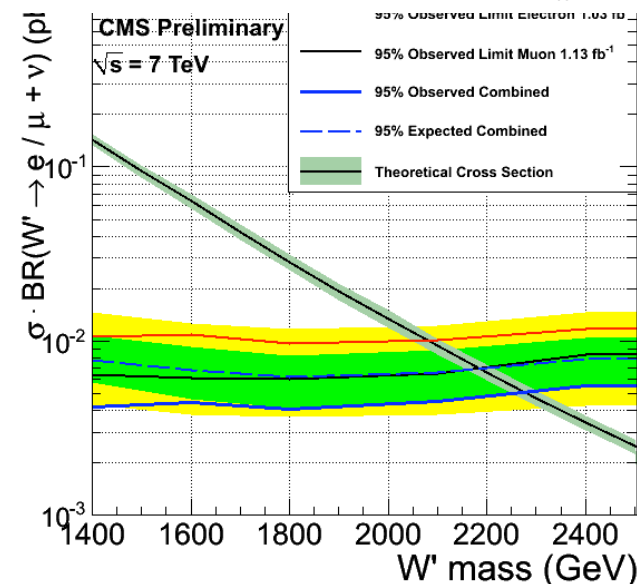
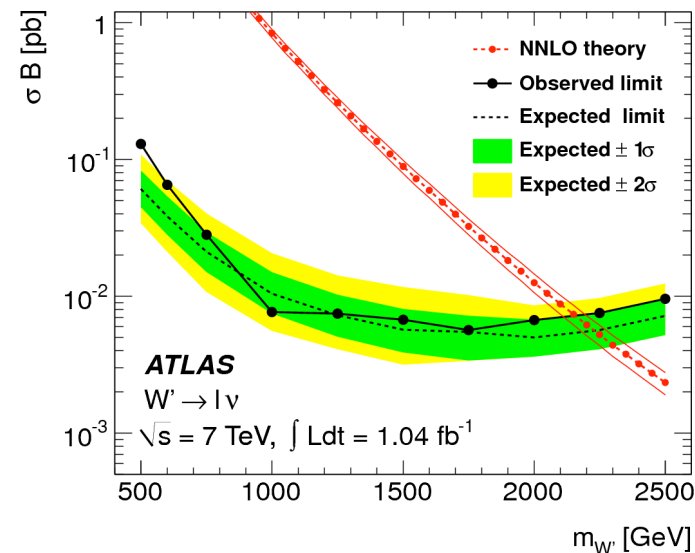
- SM background processes:  $W \rightarrow l\nu$ ,  $Z \rightarrow ll$ ,  $t\bar{t}$ , Dibosons, QCD jets;
- Background estimation: two complementary approaches are used by **ATLAS** and **CMS**
  - ATLAS**: estimates all sources with MC, except QCD measured in data
  - CMS**: fit with a few empirical functions the  $m_T$  distribution in the mass interval  $180 < m_T < 600$  GeV and extrapolate it to larger  $m_T$  values. The spread in the extrapolation is used as background uncertainty.



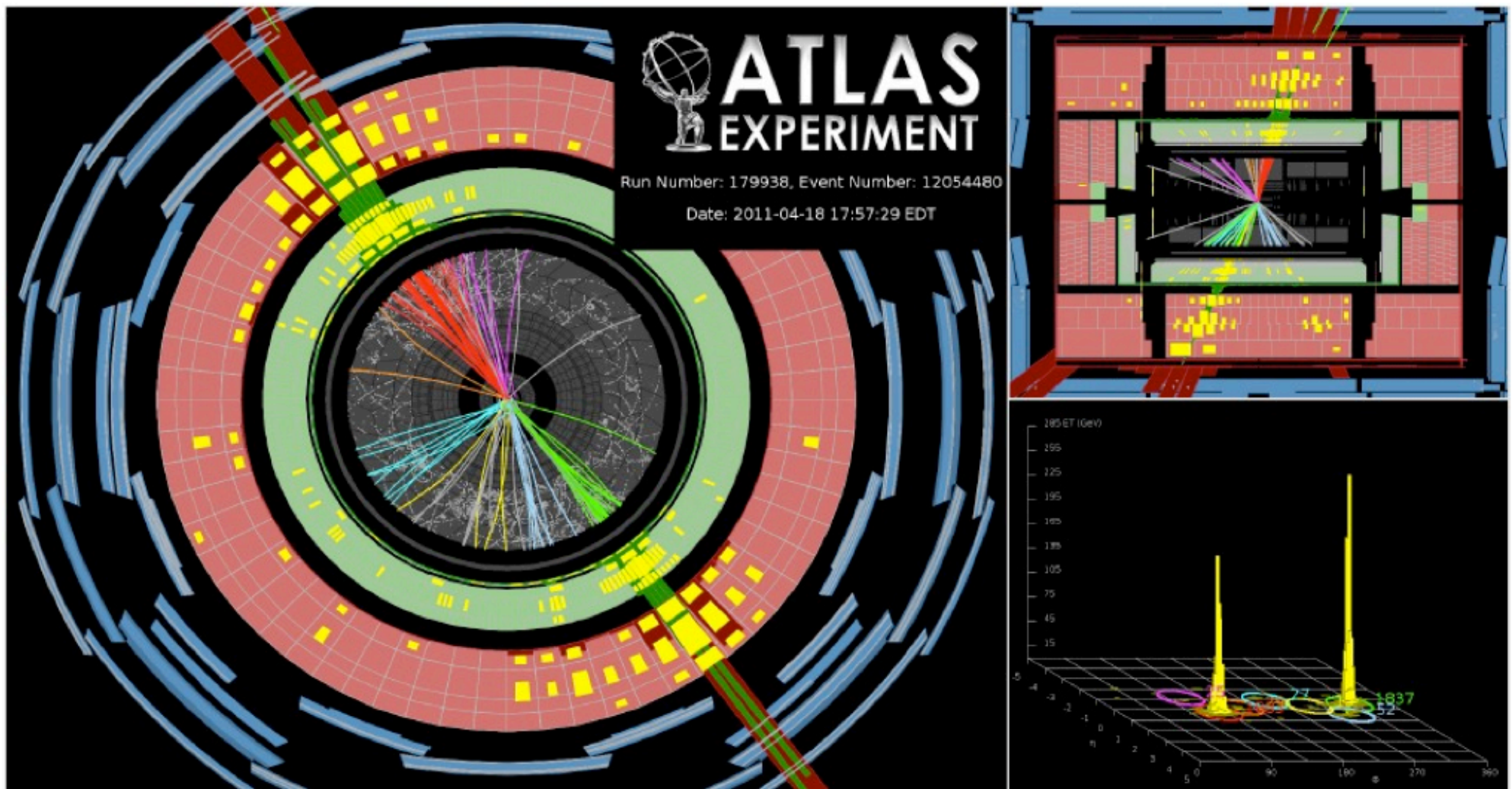


# Search for resonances with lepton + MET -3

- A Bayesian approach is adopted by both ATLAS and CMS with a flat prior probability distribution for the signal cross section.
- Results: set a 95% C.L. exclusion of  $\sigma_{W'} \times \text{BR}(W' \rightarrow l\nu)$ . A  $W'$  with SSM couplings is excluded with mass up to  $m_{W'} = 2.15$  GeV [ATLAS] or  $m_{W'} = 2.27$  GeV [CMS – prel.]



# Dijet resonances



mass of jet-jet system 4.0 TeV

MET = 0.1 TeV

# Dijet resonances -1

- Composite models generally predict the existence of excited quark and lepton states.
  - Are quarks and leptons elementary particles, or do they exhibit a structure at some energy scale?
- The most convincing evidence for a substructure of quarks and leptons would be the discovery of excited states towering over the leptonic and quark ground states

| decay mode                | br. ratio [%] | decay mode                | br. ratio [%] |
|---------------------------|---------------|---------------------------|---------------|
| $U^* \rightarrow ug$      | 83.4          | $D^* \rightarrow dg$      | 83.4          |
| $U^* \rightarrow dW$      | 10.9          | $D^* \rightarrow uW$      | 10.9          |
| $U^* \rightarrow u\gamma$ | 2.2           | $D^* \rightarrow d\gamma$ | 0.5           |
| $U^* \rightarrow uZ$      | 3.5           | $D^* \rightarrow dZ$      | 5.1           |

Branching ratios of excited up- and down-quarks for  $f_s=f'$  and  $\alpha_s=0.1$

- See for example U.Baur I.Hinchliffe and D.Zeppenfeld, Int. Journal of Mod. Phys. A2 (1987)
- According to  $(g-2)_{e-\mu}$  measurements, the substructure scale  $\Lambda$  is  $< 1$  TeV, and excited states not much lighter than  $\Lambda$ .
- ➔ **LHC is the right machine to search for excited fermions at the energy scale of few TeV**



# Dijet resonances -1

- ATLAS: study based on  $1 \text{ fb}^{-1}$  of data
- Analysis very simple:
  - reconstruct jets with the anti-kt algorithm with distance parameter  $R=0.6$
  - Jet 4-momentum: vectorial sum of calorimeter cluster cells treating each cluster as an  $(E,p)$  4-vector with  $E=|p|$  (i.e.  $m=0$ ), and assuming that the jets originates from the reconstructed pp interaction vertex
- Calibration procedure is applied to evaluate the jet energy at the hadronic scale
- jet-jet mass resolution:  $\sim 5\%$  at  $m_{jj} = 1 \text{ TeV}$ ,  $\sim 4\%$  at  $m_{jj} = 5 \text{ TeV}$
- Select dijets with  $p_T > 180 \text{ GeV}$  (online) (each),  $m_{jj} > 717 \text{ GeV}$  (trigger acceptance  $> 99\%$ ); require also  $|\eta| < 2.8$  and  $|y^*| < 0.6$

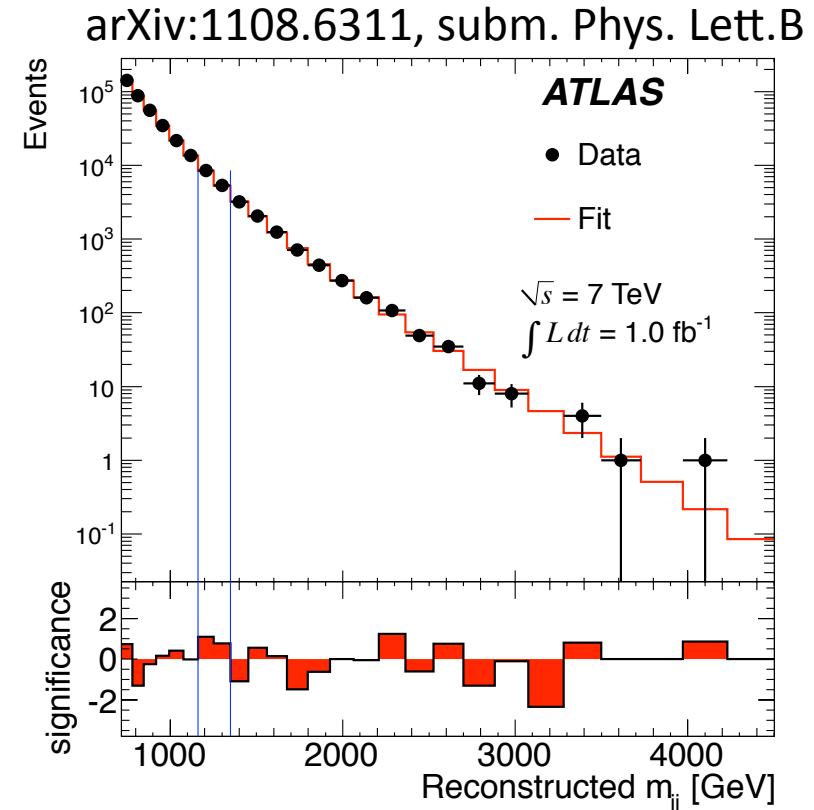
# Dijet resonances -2

- Study the  $m_{jj}$  distribution assuming only QCD contributions and fitting it with the function

$$f(x) = p_1(1-x)^{p_2}x^{p_3+p_4\ln x}$$

where  $x \equiv m_{jj}/\sqrt{s}$

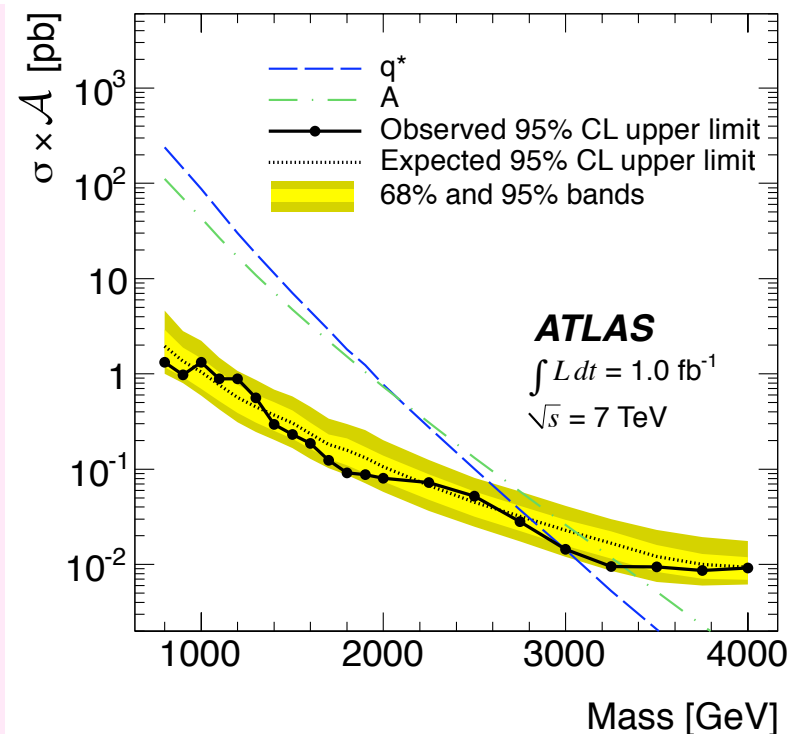
- Use the *BumpHunter* algorithm to establish the presence or absence of a resonance



The measured dijet mass distribution (points) compared to the fitted function used to describe the QCD background. The binning is chosen accounting for the jet-jet mass resolution. The bin-by-bin significance (statistics only) is shown in the lower insert. The two vertical lines indicate the region where the most significant excess is found.

# Dijet resonances -3

- No significant excess is found in data:
- → set exclusion limits on production cross-section of new particles predicted by models beyond SM
- → set exclusion limits on production cross-sections as much as possible model independent

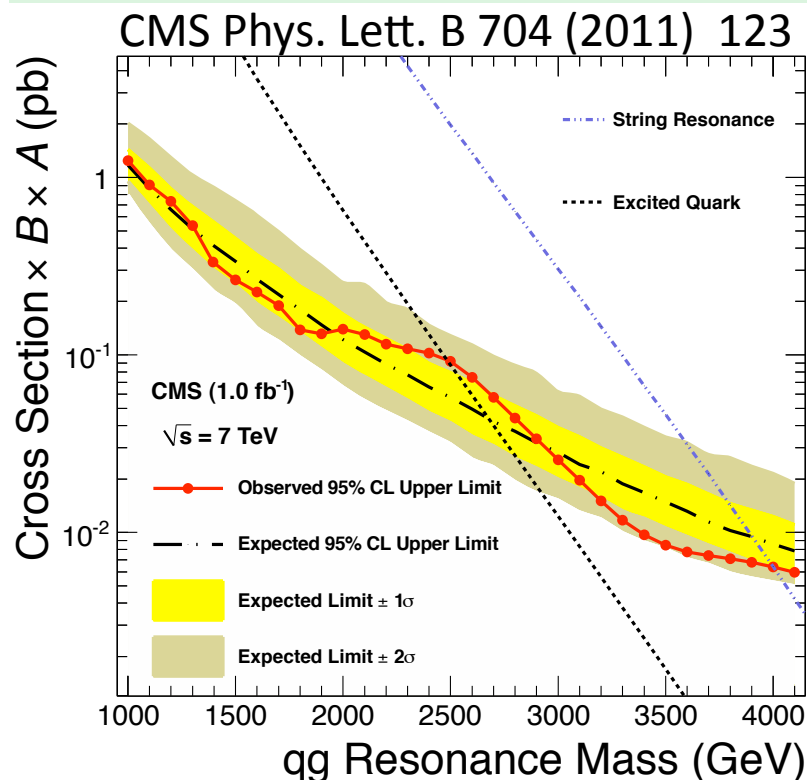


The 95% CL upper limits on  $\sigma \times \text{Acceptance}$  as a function of particle mass (black filled circles). Theoretical predictions for  $\sigma \times A$  are shown in for excited quarks (blue dashed) and axigluons (green dot-dashed). Theoretical uncertainties are not considered in this plot).

| Model                | 95% CL Exp. | 95% CL Obs. |
|----------------------|-------------|-------------|
| Excited Quark, $q^*$ | 2.81 TeV    | 2.99 TeV    |
| Axigluon             | 3.07 TeV    | 3.32 TeV    |
| Colour Octet Scalar  | 1.77 TeV    | 2.92 TeV    |



# Dijet resonances -3

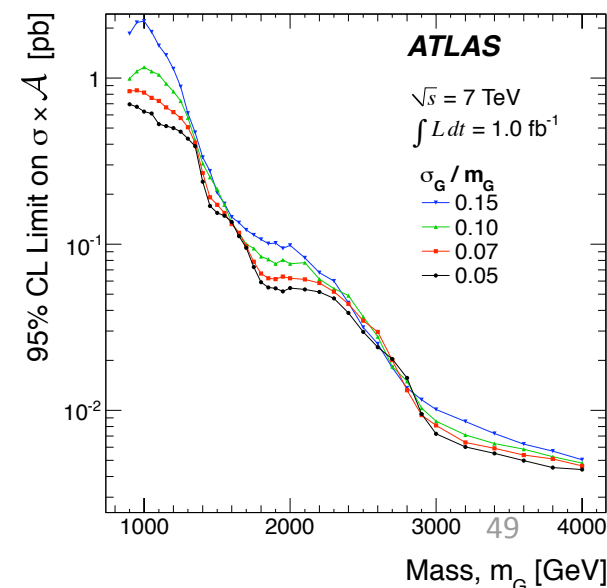


The observed 95% CL upper limits on  $\sigma \times B \times A$  for quark-gluon dijet resonances (points) are compared to the expected.

CMS

| Model                   | Excluded Mass (TeV) |          |
|-------------------------|---------------------|----------|
|                         | Observed            | Expected |
| String Resonances       | 4.00                | 3.90     |
| E <sub>6</sub> Diquarks | 3.52                | 3.28     |
| Excited Quarks          | 2.49                | 2.68     |
| Axigluons/Colorons      | 2.47                | 2.66     |
| W' Bosons               | 1.51                | 1.40     |

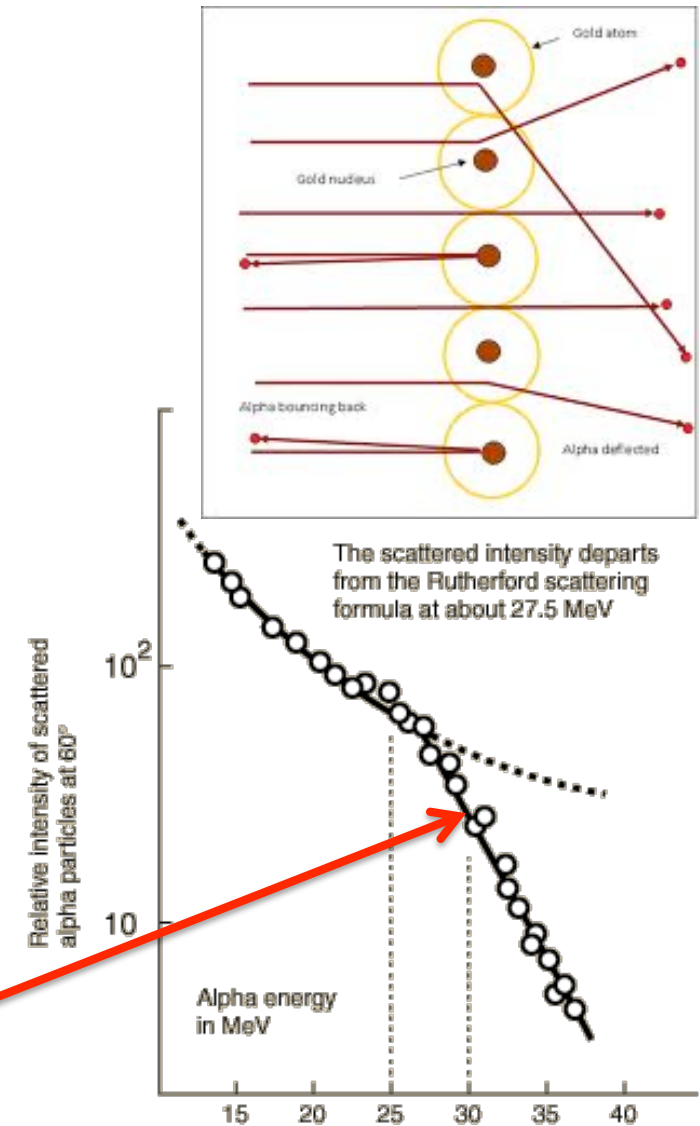
**The 95% CL upper limits on  $\sigma \times B \times A$  for a simple Gaussian resonance decaying to dijets as a function of the mean mass,  $m_G$ , for four values of  $\sigma_G/m_G$ , taking into account both statistical and systematic uncertainties.**



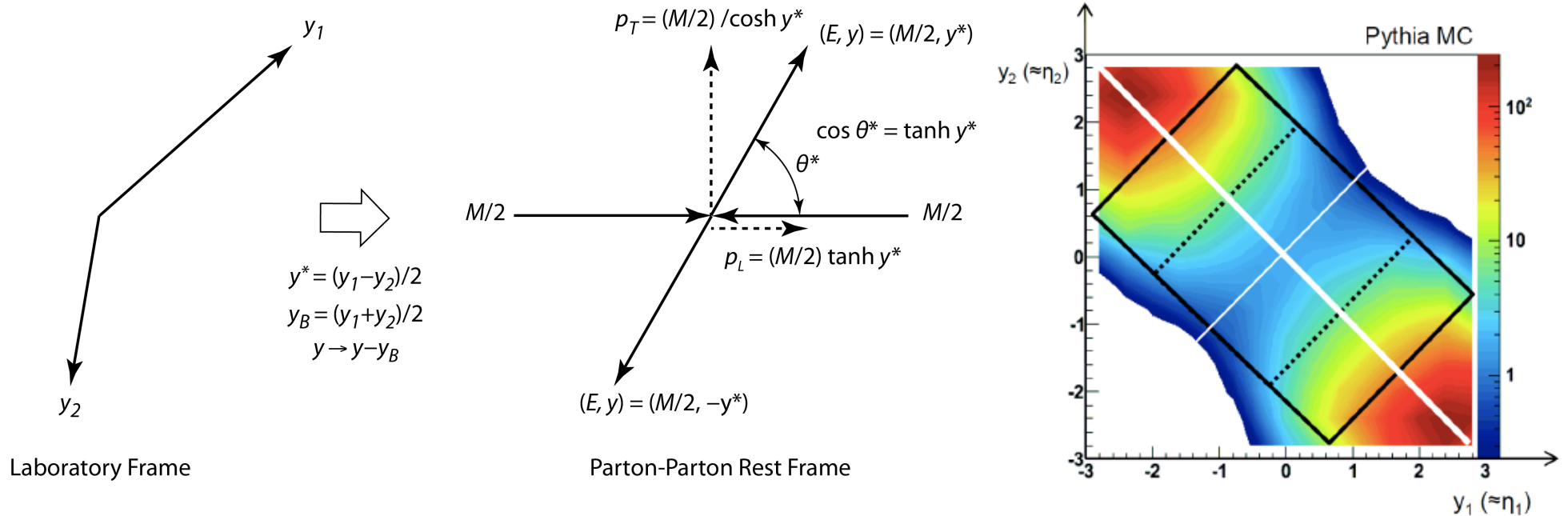
# Dijet angular distribution -1

- The study of quark-quark scattering is a powerful method to probe the presence of “New Effects” in the structure of matter
- Classical example is the Rutherford scattering:
  - It not only demonstrated the structure of the atom, but it gave indications on the structure of the nucleus

**The deviation from the Rutherford cross section with the increasing projectile energy are an evidence for nuclear reactions**



# Dijet angular distribution -2



- Select high- $p_T$  jets in dijet events;
- Study the distribution of the “opening angle”  $y^*$  of the new physics at high mass appears first as central production (s-wave)



# Dijet angular distribution -3

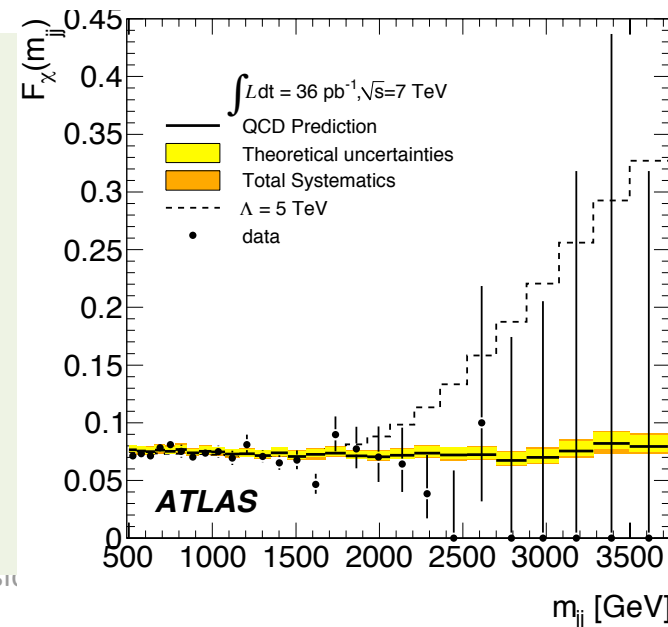
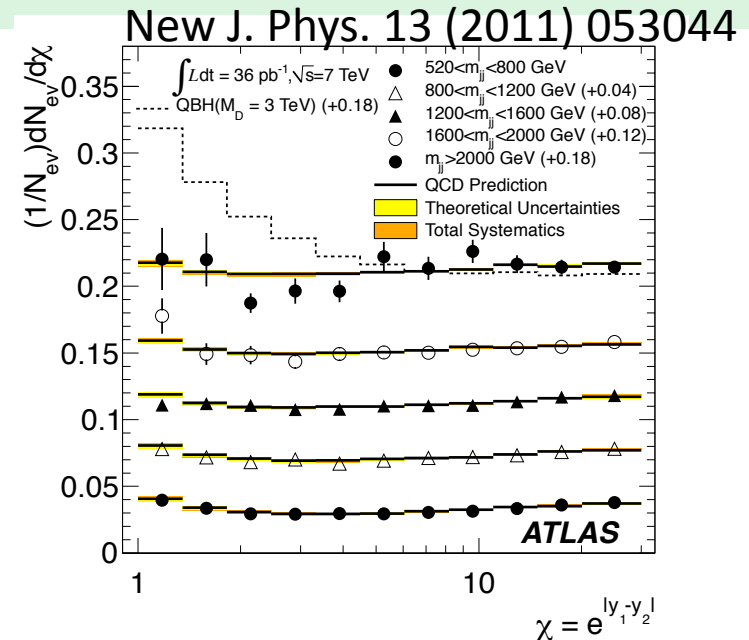
- Study two variables:
  - The  $\chi$  distribution:  $\chi = \exp 2|y^*|$  as a function of  $m_{jj}$ , the jet-jet system invariant mass

- QCD is almost flat in this variable

$$F_\chi(m_{jj}) = n(|y^*| < 0.6) / n(|y^*| < 1.7)$$

as a function of  $m_{jj}$

- Limits are set by ATLAS on:
  - Quark Contact Interactions with a scale  $\Lambda_C < 6.7$  TeV (bayesian) 95% CL
  - Axigluon mass  $0.60 < m_A < 210$  GeV
  - Randall-Meade quantum black holes with  $0.75 < M_D < 3.67$  TeV, assuming  $N=6$  Extra Dimensions



# Dilepton invariant mass

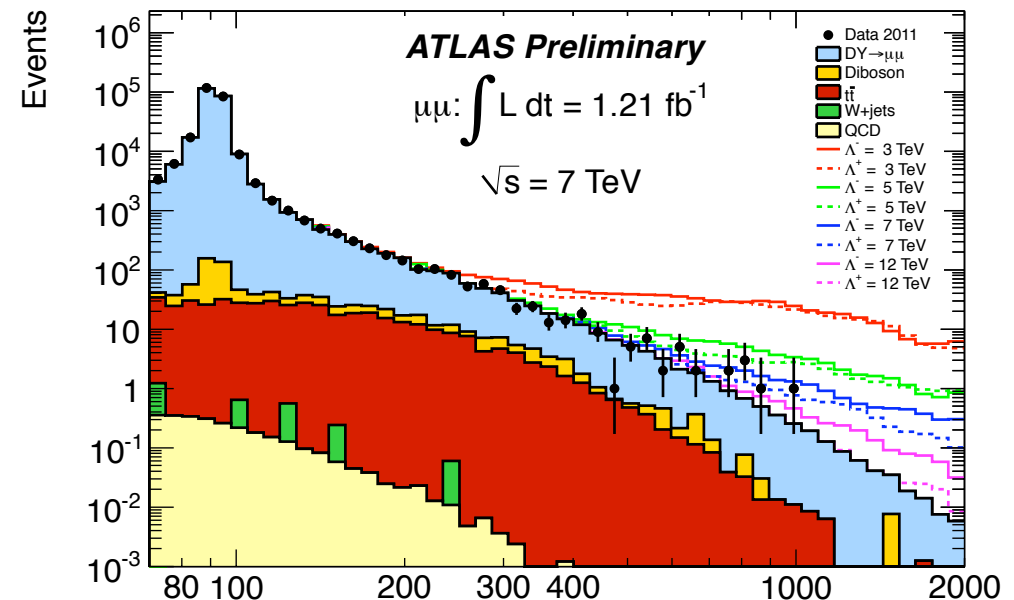


- quark/lepton compositeness may be described as a four-fermion **Contact Interaction** (CI) in the low energy limit.
  - Contact Interactions (CI) : approach similar to that used by Fermi to describe nuclear  $\beta$  decay long before the discovery of the W boson.
- With the introduction of a contact interaction, the differential cross section for the **process  $qq \rightarrow \mu\mu$**  becomes:

$$\frac{d\sigma}{dm_{\mu\mu}} = \frac{d\sigma_{\text{DY}}}{dm_{\mu\mu}} - \eta_{LL} \frac{F_I(m_{\mu\mu})}{\Lambda^2} + \frac{F_C(m_{\mu\mu})}{\Lambda^4},$$

- FI: interference term between CI and Drell-Yan (DY)
- FC: pure CI term

- $F_I$ : interference term between CI and Drell-Yan (DY)
- $F_C$ : pure CI term



## Results:

**$qq \rightarrow ee$ :  $\Lambda^- > 10.1$  TeV ( $\Lambda^+ > 9.4$  TeV)**  
 **$qq \rightarrow \mu\mu$ :  $\Lambda^- > 8.0$  TeV ( $\Lambda^+ > 7.0$  TeV)**

for constructive (destructive) interference in the left-left isoscalar compositeness model.

# Photons + MET

- **UED models** postulate the existence of additional spatial dimensions **in which all SM particles can propagate**, leading to the existence of a series of excitations for each SM particle known as a Kaluza-Klein (KK) tower.
- An ATLAS analysis considered the case of a single  $\text{TeV}^{-1}$ -sized UED, with *compactification* radius **R**.
  - The masses of the states of successive levels in the tower are separated by  $\sim 1/R$ . For a given KK level, the approximate mass degeneracy of the KK excitations is broken by radiative corrections
- The lightest KK particle (LKP) is the KK photon of the first level, denoted  $\gamma^*$ .

- At the LHC, the main UED process would be the production via the strong interaction of a pair of first-level KK quarks and/or gluons which would decay via cascades involving other KK particles until reaching the LKP  $\gamma^*$  at the end of the decay chain, followed by:

$$\gamma^* \rightarrow \gamma + G \text{ (graviton)}$$

- With two decay chains per event, the final state would again be

$$pp \rightarrow \gamma\gamma + E_T^{\text{miss}} + X$$

where  $E_T^{\text{miss}}$  results from the escaping gravitons and  $X$  represents SM particles emitted in the cascade decays.

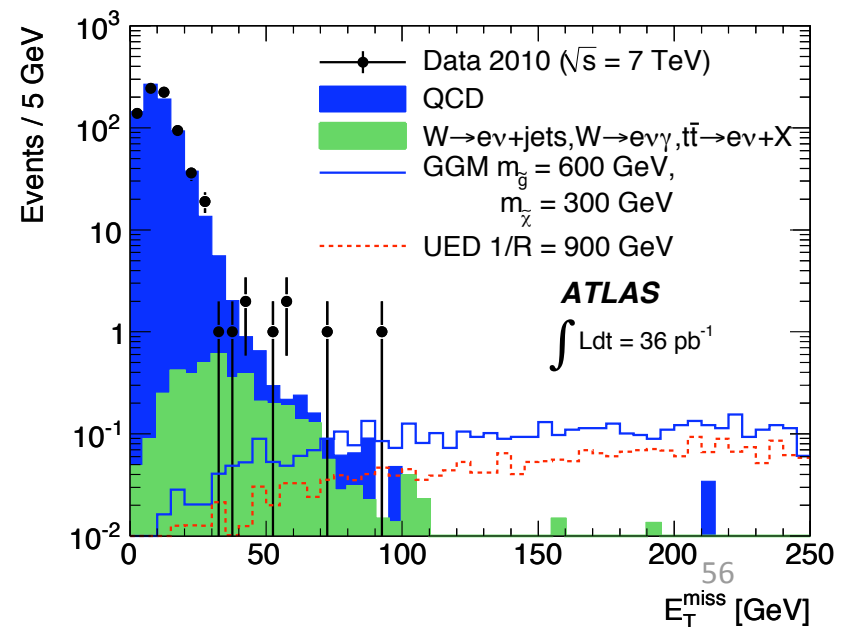
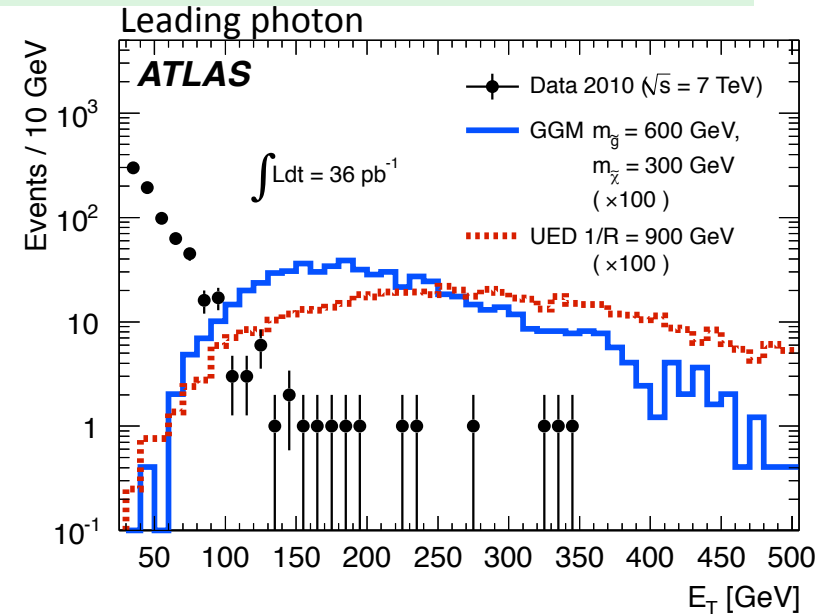
# Photons + MET

- Model considered here:
  - $1/R = 700 \text{ GeV}$
  - KK photon, quark and gluon are 700, 815 and 865 GeV mass
  - The decay width are set by the number  $N$  of extra dimensions and the Planck mass  $M_D$  in the  $(4+N)$  space
  - For  $N=6$ ,  $M_D = 5 \text{ TeV}$ ,  $1/R < \text{TeV}$ , the LKP is the only KK particle to have an appreciable rate of gravitational decay



# Photons + MET

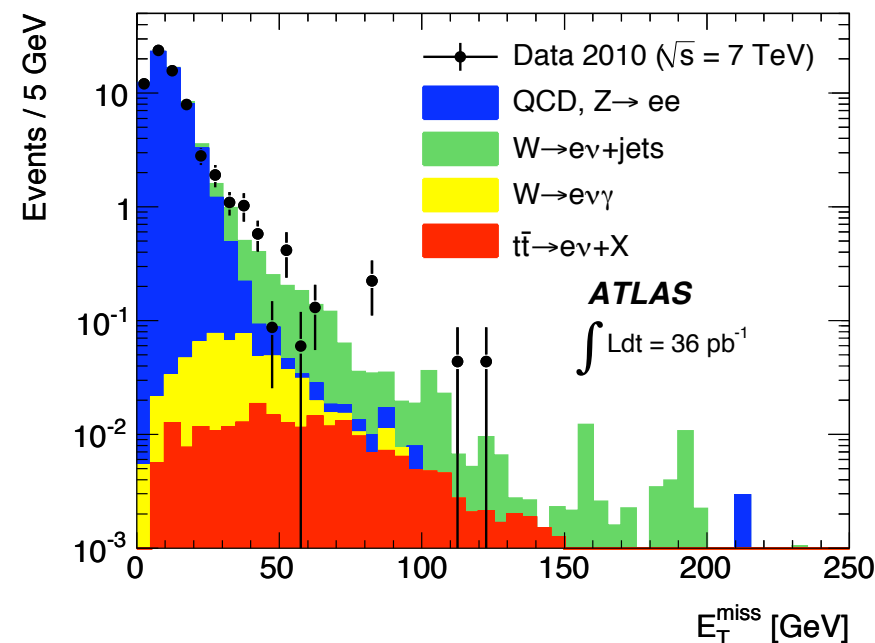
- Event selection:
  - Two – high-quality – photons with  $E_T > 30, 20$  GeV respectively
  - $E_T^{\text{miss}} > 125$  GeV
- Data: 762 candidate passing all cuts except  $E_T^{\text{miss}}$  cut
- **Data: 0 events** pass also the  $E_T^{\text{miss}} >$  cut
- Background:
  1.  $\gamma\gamma, \gamma+\text{jets}, \text{jet} \rightarrow \text{misidentified } \gamma$
  2.  $W+\text{jets}, W\gamma+\text{jets}, \text{jet} \rightarrow \text{misidentified } \gamma$
- Background estimated from data using control samples
- **Expected background after  $E_T^{\text{miss}}$  cut:  $0.10 \pm 0.04 \pm 0.05$  events**



# Photons + MET

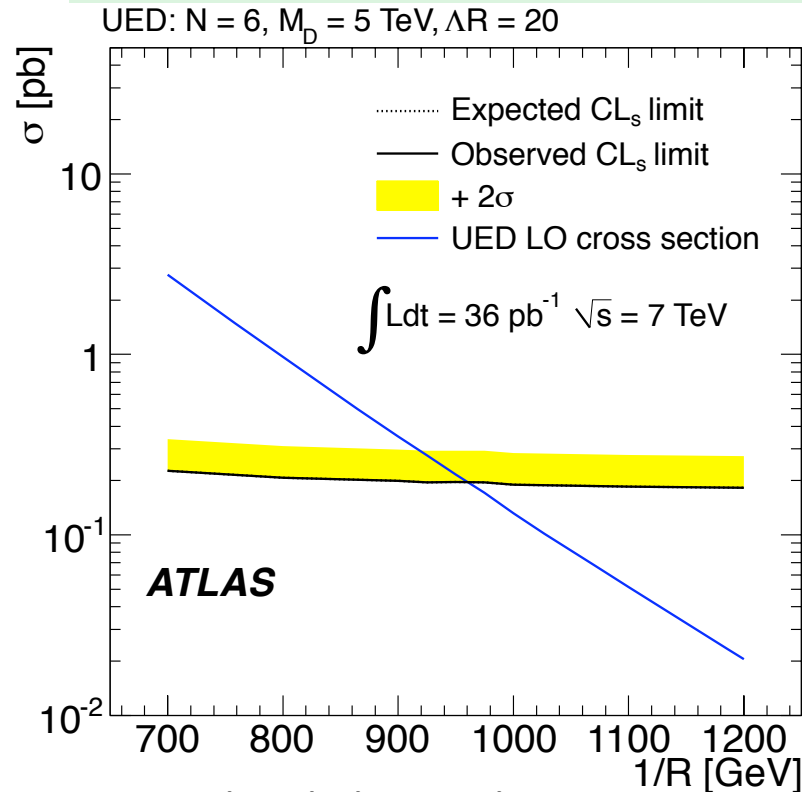
## W+jets background estimation

- Select an  $e\text{-}\gamma$  sample with  $E_T > 20$  GeV, and one of the two with  $E_T > 30$  GeV
- Rescale the yield with the probability  $e \rightarrow \text{misidentified } \gamma$ , estimated with a real data sample  $Z \rightarrow ee$  for which one electron fakes a photon
- Need to subtract the estimate the contribution from  $Z \rightarrow ee$  and QCD, dominating the low- $E_T^{\text{miss}}$  region: normalize this control sample to data for  $E_T^{\text{miss}} < 20$  GeV, see right plot

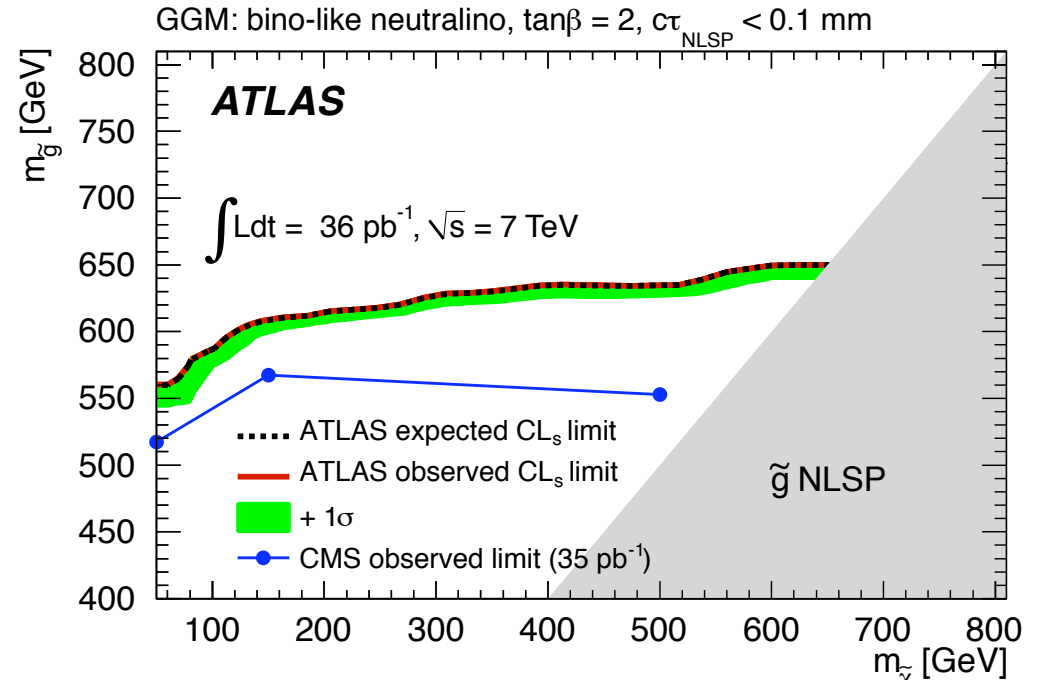


$E_T^{\text{miss}}$  spectrum of the electron-photon control sample (points, statistical uncertainty only), normalised according to the probability for an electron to be misidentified as a tight photon, compared to the sum of the expected background, broken down by component (stacked histograms).

# Photons + MET



Expected and observed 95 % CL upper limits on the UED production cross section, and the LO theory cross section prediction, as a function of  $1/R$ .

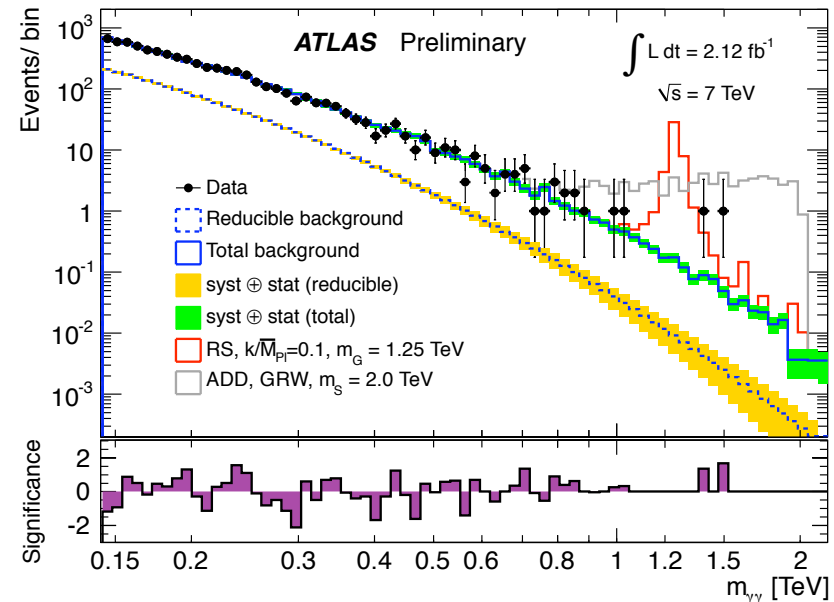


Expected and observed 95 % CL lower limits on the gluino mass as a function of the neutralino mass in the General Gauge Mediated model with a bino-like lightest neutralino as NLSP (the grey area indicates the region where the NLSP is the gluino, which was not considered here). The other sparticle masses are fixed to  $\sim 1.5$  TeV. CMS limits are from Phys. Rev. Lett. 106, 211802 (2011). More recent CMS study in: <http://cdsweb.cern.ch/record/1377324?ln=en>

# Searches in $\gamma\gamma$ final states

- In ADD and RS models the graviton  $G^*$  can produce  $\gamma\gamma$  final states:
  - $G^* \rightarrow \gamma\gamma$
- ATLAS has performed an analysis based on  $2.12 \text{ fb}^{-1}$  studying the invariant mass of isolated “high-quality” high- $p_T$  diphoton events
- Background composition:
  - Irreducible: QCD  $\gamma\gamma$
  - Reducible:  $\gamma$ -jet and jet-jet
- Background shape measured with data:
  - Study the events where one or both photons pass “low quality” cuts and fail “high-quality” cuts

and normalized to data in the control region  $140 < m_{\gamma\gamma} < 400 \text{ GeV}$ .



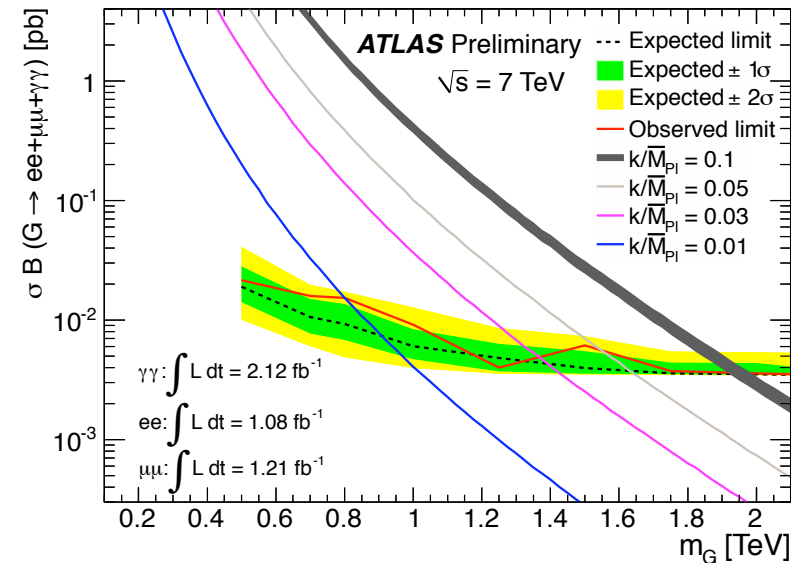
The observed invariant mass distribution of diphoton events, superimposed with the predicted SM background and expected signals for ADD and RS models with certain choices of parameters.



# Searches in $\gamma\gamma$ final states

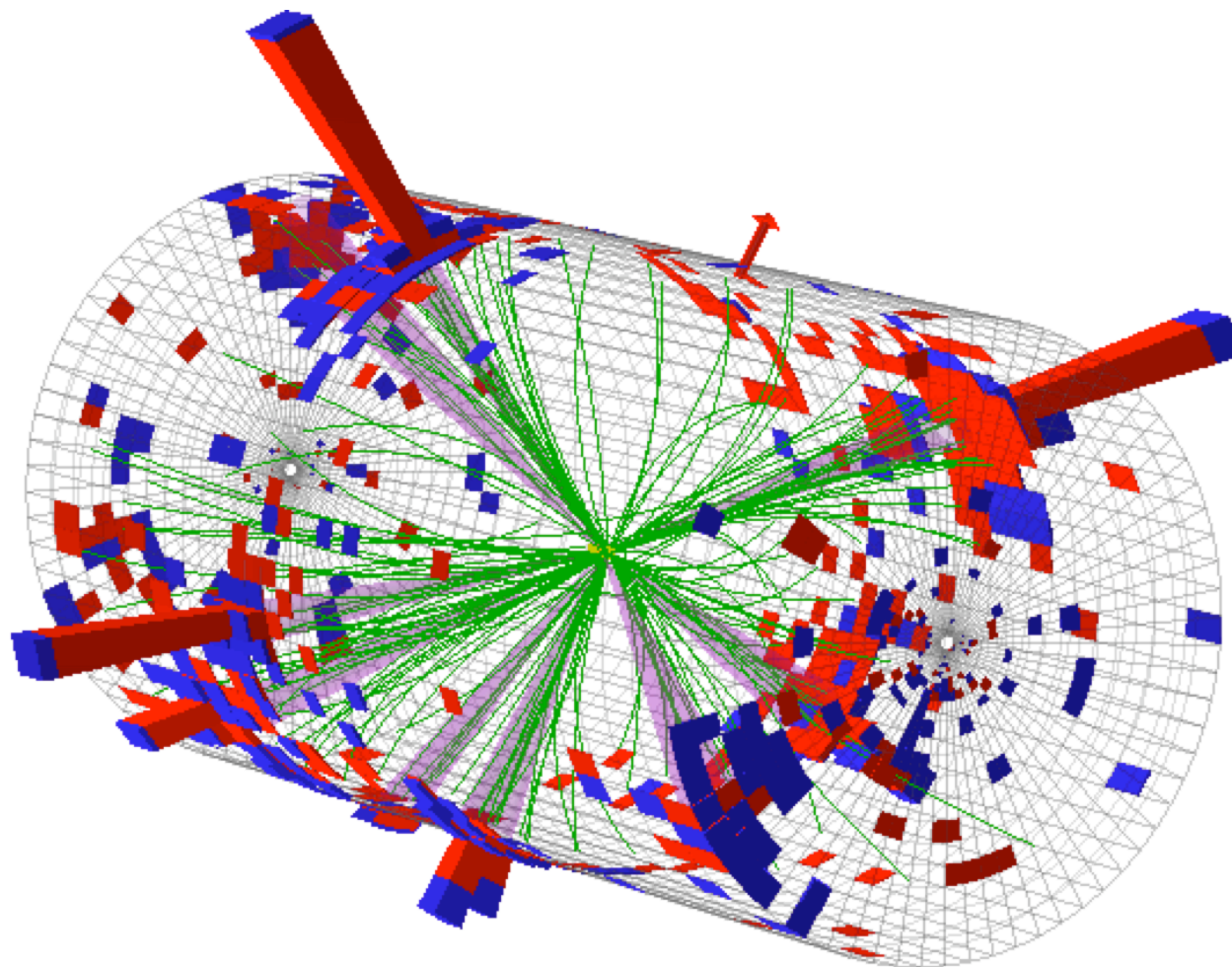



- No significant number of events are found exceeding the SM prediction
- 95% C.L. graviton production cross section exclusion limits are set.



**Expected and observed 95% CL limits from the combination of  $G^* \rightarrow \gamma\gamma, ee, \mu\mu$  on  $\sigma_B$ , the product of the Randall Sundrum graviton production cross section and the branching ratio for graviton decay via  $G^* \rightarrow \gamma\gamma, ee, \mu\mu$ , as a function of the graviton mass. The thickness of the theory curve for  $k/\bar{M}_{Pl}$  illustrates the theoretical uncertainties.**

# Search for black holes



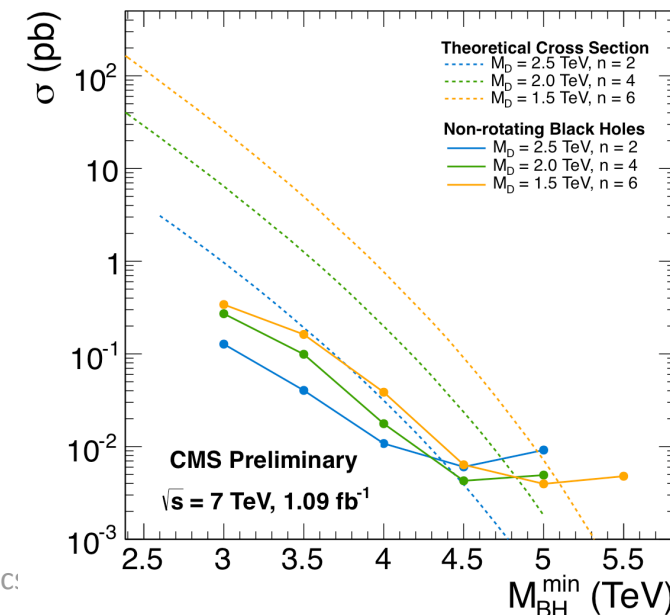
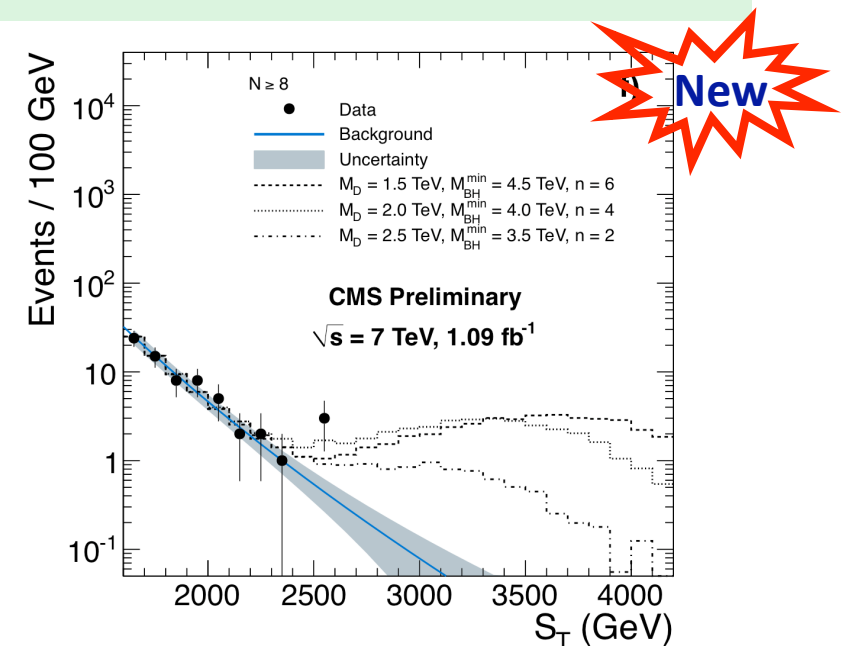
3-D view of 9-jet candidate event;  $S_T = 2.6$  TeV

CMS Experiment at LHC, CERN  
Data recorded: Mon May 23 21:46:26 2011 EDT  
Run/Event: 165567 / 347495624  
Lumi section: 280  
Orbit/Crossing: 73255853 / 3161

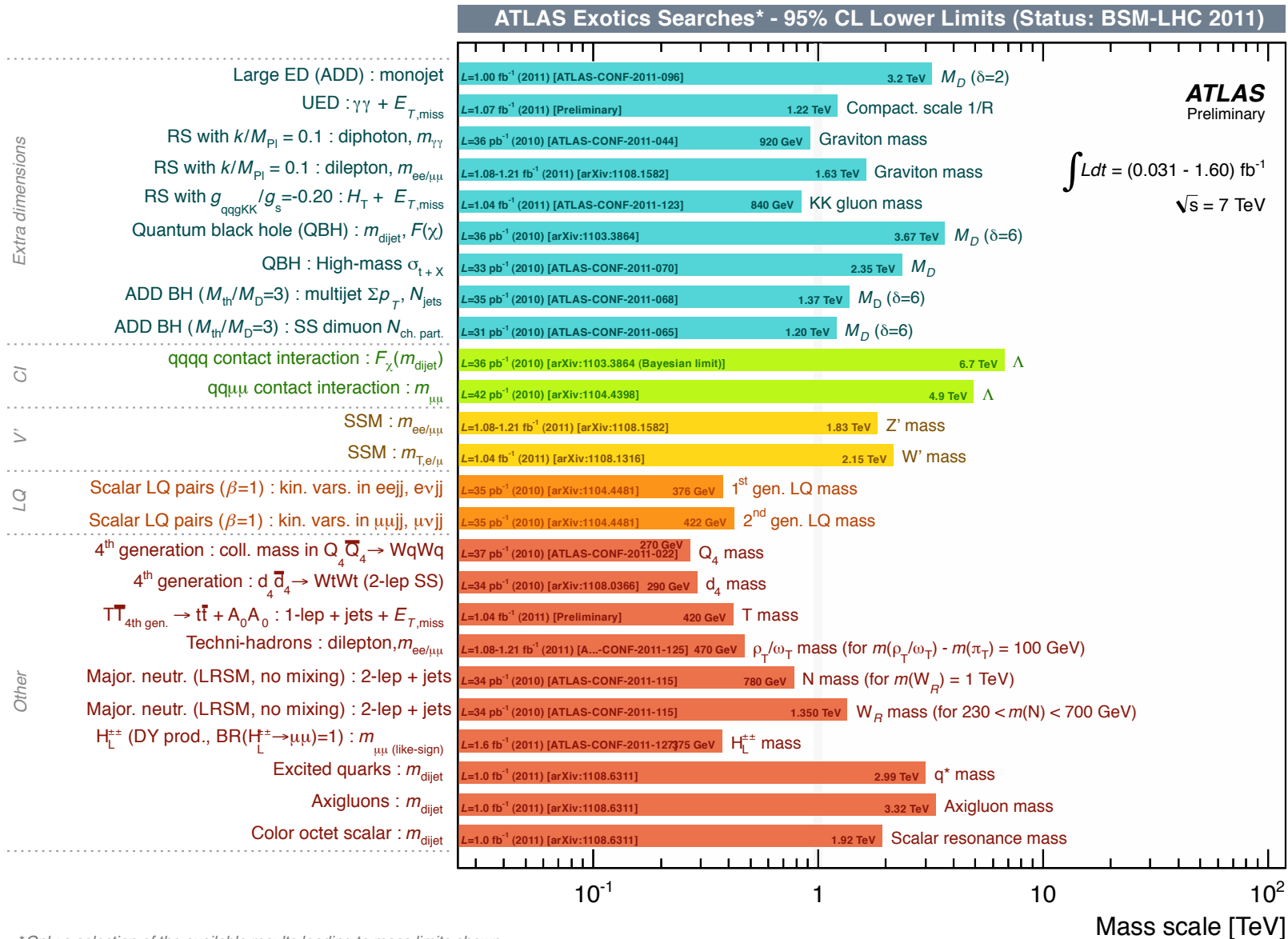
# Search for black holes

- Here a CMS study is presented, based on  $1.09 \text{ fb}^{-1}$ .
- Select events with leptons, photons, and jets all produced with large transverse energies; each object is asked to have  $E_T > 20 \text{ GeV}$
- Define  $S_T$  as  

$$S_T = \sum_{(e,\mu,\gamma,\text{jets})} |E_T|$$
- study  $S_T$  as a function of  $N$ , the number of high- $E_T$  objects
- Model-independent production cross-section limits have been provided
- Translating these cross-section limits into expectations to the ADD model, we can exclude the production of black-holes with a minimum mass from 4.0 to 5.1 TeV for values of  $M_D$  up to 3.5 TeV



# Exotics Summary (ATLAS)





# Conclusions

- Past sixteen month of data taking at the LHC have been very intense and productive
- Many searches of New Physics in several complementary final states have been performed, and many analyses are ready to process new data to come in 2012
- With  $5 \text{ fb}^{-1}$  LHC can explore larger mass intervals, and set limits to  $\sim 2.2 \text{ TeV}$  if no new particles exist in nature in this mass domain
- With  $30 \text{ fb}^{-1}$  the exclusion could extend to  $\sim 2.7 \text{ TeV}$
- Another exciting year ahead!

# BACKUP

# LHC – end of August

|  | 2010                   | 2011                    | Nominal                 |
|--|------------------------|-------------------------|-------------------------|
| Energy [TeV]   | 3.5                    | 3.5                     | 7                       |
| $\beta^*$ [m] (IP1,IP2,IP5,IP8)                        | 3.5, 3.5, 3.5, 3.5     | 1.5, 10, 1.5, 3.0       | 0.55, 10, 0.55, 10      |
| Emittance [ $\mu\text{m}$ ] (start of fill)            | 2.0 – 3.5              | 1.5 – 2.2               | 3.75                    |
| Transverse beam size at IP1&5 [ $\mu\text{m}$ ]        | 60                     | 28                      | 16.7                    |
| Bunch population                                       | $1.2 \times 10^{11}$ p | $1.35 \times 10^{11}$ p | $1.15 \times 10^{11}$ p |
| Number of bunches                                      | 368                    | 1380                    | 2808                    |
| Number of collisions (IP1 & IP5)                       | 348                    | 1318                    | -                       |
| Stored energy [MJ]                                     | 28                     | 110                     | 360                     |
| Peak luminosity [ $\text{cm}^{-2}\text{s}^{-1}$ ]      | $2 \times 10^{32}$     | $2.41 \times 10^{33}$   | $1 \times 10^{34}$      |
| Max delivered luminosity (1 fill) [ $\text{pb}^{-1}$ ] | 6.23                   | 100.7                   | -                       |
| Longest Stable Beams fill [hrs]                        | 12:09                  | 25:59                   | -                       |

# Search for Technicolor particles

- The Standard Model of fields and particles has a number of “problematic” areas. One of these is associated to the “naturalness” of the Higgs mechanism used to introduce the electroweak symmetry breaking
- In brief: the corrections to the (unpredicted by SM) bare Higgs mass are divergent:
  - To get a physical Higgs mass around say 100 GeV, the bare Higgs mass must be “tuned” against its radiative corrections to the fantastic precision of  $M_{\text{Pl}}^2/M_{\text{H}}^2 \sim 10^{34}$  !!
- Several alternative models have been proposed to avoid this problem
  - SUSY theories
  - Technicolor-based theories



# More on Technicolor

- Technicolor: alternate mechanism of EWSB
- Introduce new strong gauge interaction
  - Typically some  $SU(N_{TC})$
- New fermions sensitive to TC  $\rightarrow$  techniquarks
  - $N_D$  isospin doublets of techniquarks
- TC becomes large for  $\Lambda_{TC} \sim O(100 \text{ GeV})$ 
  - Chiral symmetry breaking
- EW precision constraints on FCNC:
  - Scaled-up QCD models excluded, but TC with a walking coupling is ok
    - Can chose  $N_{TC}$  and  $N_D$  accordingly...

THE STANDARD MODEL

|             | Fermions                     |                            |                            | Bosons             |                |
|-------------|------------------------------|----------------------------|----------------------------|--------------------|----------------|
| Quarks      | $u$<br>up                    | $c$<br>charm               | $t$<br>top                 | $\gamma$<br>photon | Force carriers |
|             | $d$<br>down                  | $s$<br>strange             | $b$<br>bottom              | $Z$<br>Z boson     |                |
| Leptons     | $\nu_e$<br>electron neutrino | $\nu_\mu$<br>muon neutrino | $\nu_\tau$<br>tau neutrino | $W$<br>W boson     |                |
|             | $e$<br>electron              | $\mu$<br>muon              | $\tau$<br>tau              | $g$<br>gluon       |                |
| Technicolor | $Q_u$                        | ...                        |                            |                    |                |
|             | $Q_d$                        |                            |                            | $g_{TC}$           |                |

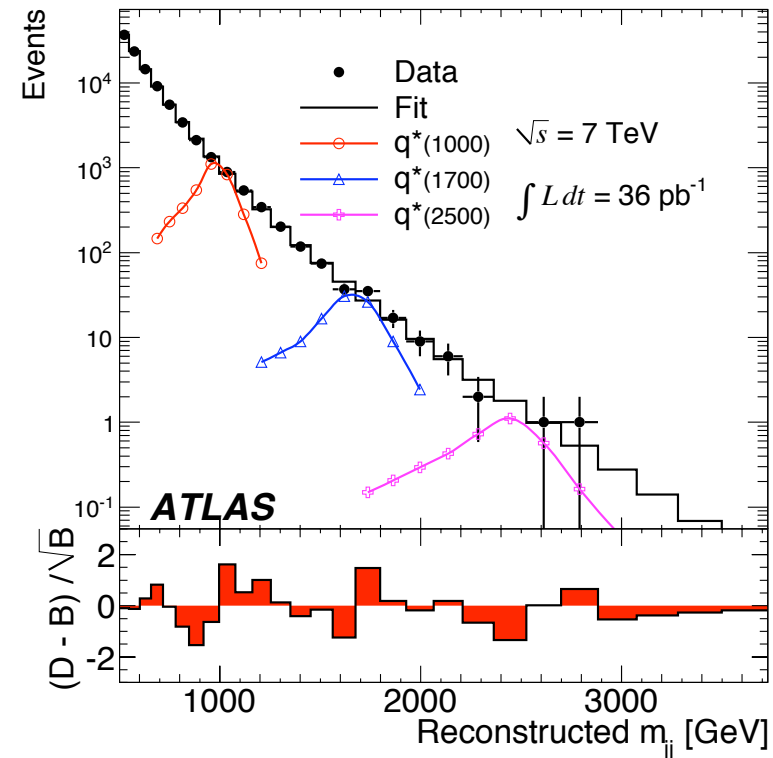
# Dijet resonances -2

- Study the  $m_{jj}$  distribution assuming only QCD contributions and fitting it with the function

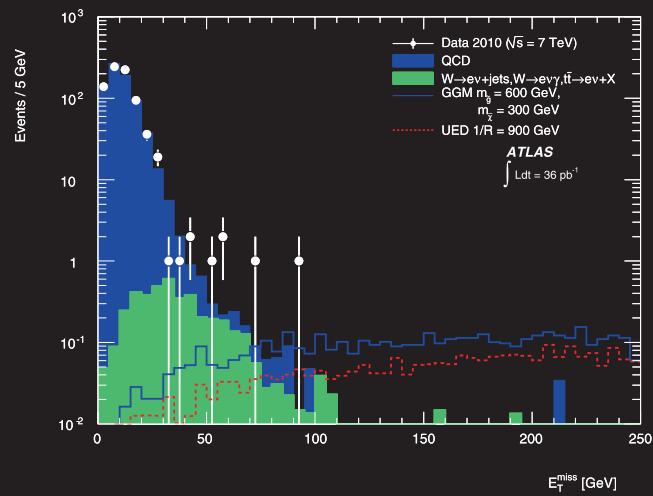
$$f(x) = p_1(1-x)^{p_2}x^{p_3+p_4\ln x}$$

where  $x \equiv m_{jj}/\sqrt{s}$

- Use the BumpHunter algorithm to establish the presence or absence of a resonance



The measured dijet mass distribution (points) compared to the fitted function used to describe the QCD background. The binning is chosen accounting for the jet-jet mass resolution. The bin-by-bin significance (statistics only) is shown in the lower insert.



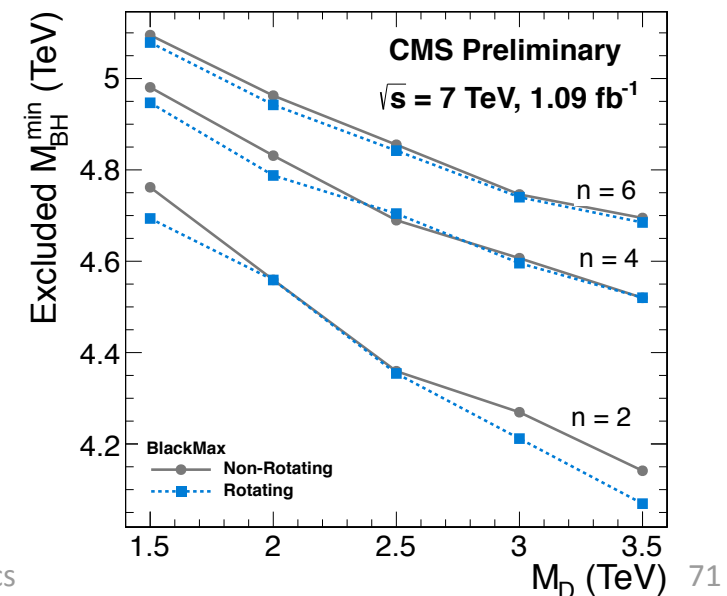
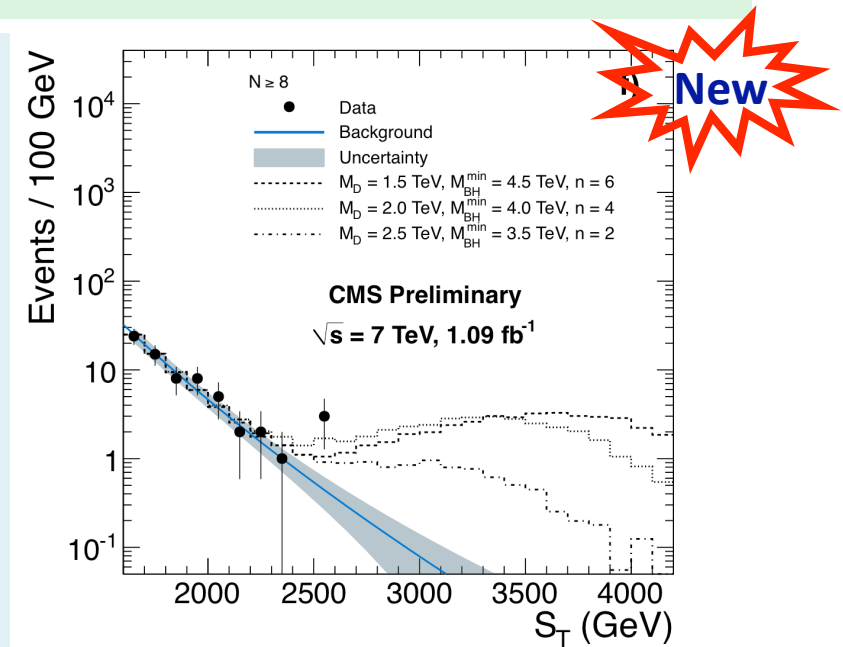
Spectrum of the missing transverse energy in diphoton events as measured by ATLAS at the LHC, compared to the background expected from Standard Model processes (QCD, W decays) as well as to signals expected from a model of gauge-mediated supersymmetry breaking (GGM) and a model with one universal extra dimension (UED).

From the ATLAS Collaboration: Search for diphoton events with large missing transverse energy with  $36 \text{ pb}^{-1}$  of 7 TeV proton–proton collision data with the ATLAS detector

# Search for black holes

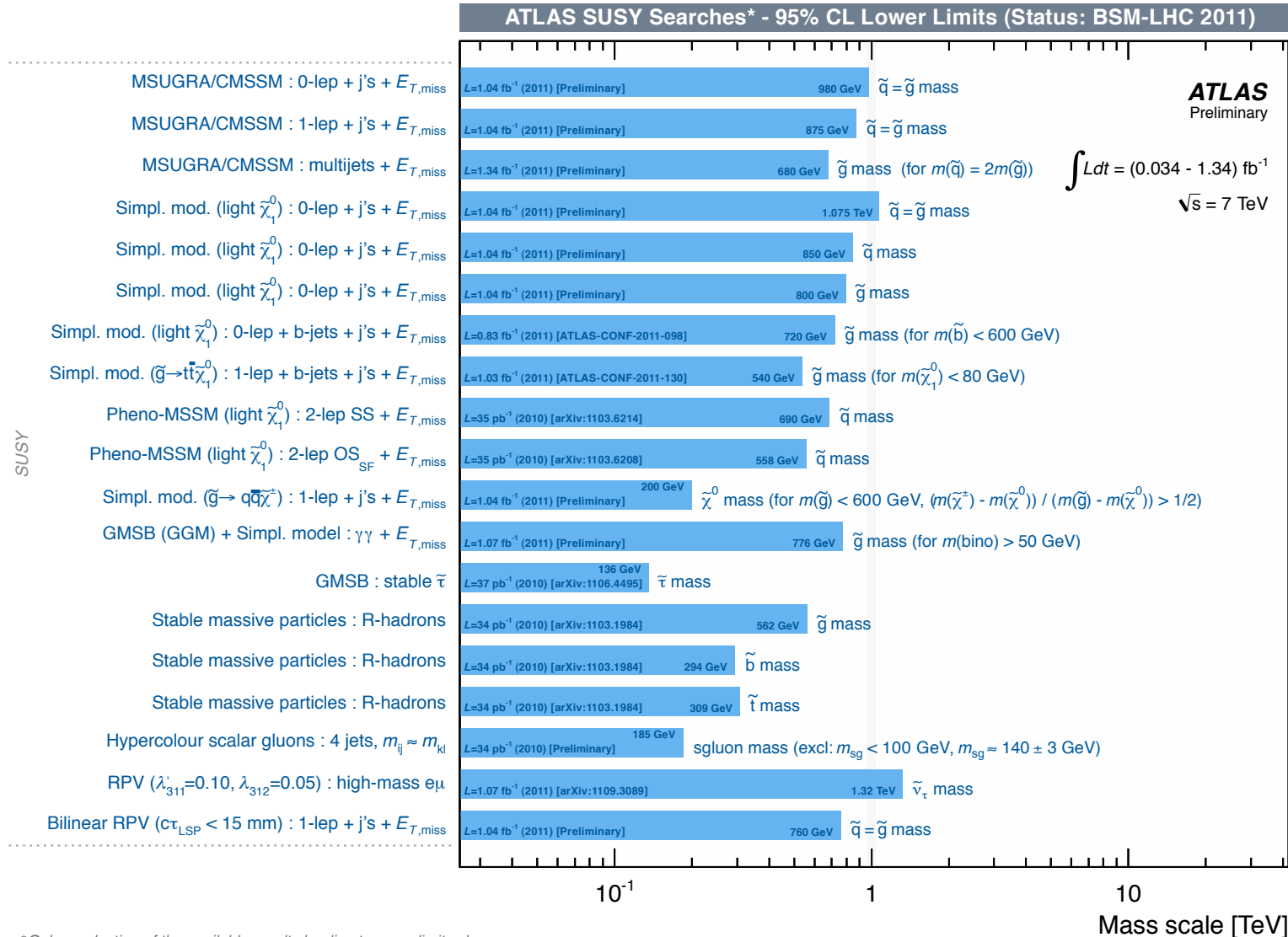
- Here a CMS study is presented, based on  $1.09 \text{ fb}^{-1}$ .
- Select events with leptons, photons, and jets all produced with large transverse energies; each object is asked to have  $E_T > 20 \text{ GeV}$
- Define  $S_T$  as  

$$S_T = \sum_{(e,\mu,\gamma,\text{jets})} |E_T|$$
- study  $S_T$  as a function of  $N$ , the number of high- $E_T$  objects
- Traslating the cross-section limits into expectations to the ADD model, we can exclude the production of black-holes with a minimum mass from 4.0 to 5.1 TeV for values of  $M_D$  up to 3.5 TeV





# SUSY limits



\*Only a selection of the available results leading to mass limits shown